KENTON COUNTY
FAIR & HORSE SHOW
JULY 15TH TO JULY 20TH 2019

www.kentoncountyfair.com

THANK YOU!

TO OUR 2018 KENTON COUNTY 4H/FFA SALE OF CHAMPION BUYERS

KONA ICE, Ed & Laura Reynolds purchased Jared Davis' Steer

PEGGY KENKEL purchased Jeremy Miller's Steer

RYAN LANDCARE, Korey Ryan, IDEAL FARM SUPPLY, Bruce Gaskins, CLYDE CUNNINGHAM INSURANCE, Clyde Cunningham, M P SERVICES, Matthew Parker, ANDERSON FARMS, Gary, Wes, Lizzie, Jax Anderson, KINMAN FARM/GREENHOUSE, Aaron Anderson, D & D INDUSTRIAL SUPPLY, Shawn Murray, ANTHONY W. SIMPSON CONSTRUCTION, Anthony Simpson, SIMPSON VETERINARY SERVICE, Dr. James Simpson purchased Addyson Simpson's Hog

DIMENSION MACHINE, Don Barth purchased Audrey Davis' Steer

LAROSA'S, Dave Meenach and Gary Holland purchased Anna Beth McCarty's lamb

SLEET CUSTOM CABINETS, Gary Alpin, SEARCH INTERNATIONAL NKY, Jay Bacovin, BOWLING ENTERPRISES, Mike Bowling, RTC PROPERTIES, LLC, Rod Collins, DETERS COMPANY, Jeremy Deters, HOME RENEWAL EXPERTS, Danny Flege, MALCO SERVICE, Barry Mallot, FLORENCE WINWATER, Frank Swango, INDEPENDENCE PAVING, Nick Davis, EMPIRE CONSTRUCTION, LLC, Brandon Williams, WAYNE & CHERYL TOOLE, WILLIAMS DOOR, Bobby & Sheri Williams, SIMPSON SHOW CATTLE, Jarrad & Angie Simpson purchased Mason Williams' Hog

DIMENSION MACHINE, Don Barth purchased Maggie Davis' lamb

JOHNNY & LYNANNE ARMSTRONG purchased Kennedy Zornes' hog

TIM & JEANNIE COPPAGE purchased Justin Bergmann's lamb

MP SERVICES, Matthew Parker, KYLE RYAN LAWNCARE, Kyle Ryan, ANTHONY W. SIMPSON CONSTRUCTION, Anthony Simpson, RYAN LANDCARE, Korey Ryan, INDEPENDENCE LUMBER, Jarrett Bach, D & D INDUSTRIAL, Shawn Murray, J & J SERVICE, John Bezold, SIMPSON VETERINARY SERVICE, Dr. James Simpson, TLC RIGHT AWAY MAINTENANCE purchased Paislie Shaw's lamb

EHMET HAYES purchased Daniel Bergman's lamb

DIMENSION MACHINE, Don Barth purchased Tanner Mueller's hog

HERITAGE BANK, Chris Caddell purchased Lydia Zornes' hog

COPPAGE CONSTRUCTION, Tim & Jeannie Coppage purchased Grace Bergman's lamb

HERITAGE BANK, Chris Caddell purchased Nathaniel Back's hog

FARM CREDIT, Eli Mann, DEATON'S NURSERY, Daryl & Diane Deaton, HONEY LOCUST FARM, Art & Becky Darnell, TRIPLE J FARMS, Jeremy Cook, ALLSTATE, Becky Utz Agency, TRIPLE R LIVESTOCK, Rachel, Regina, Renora Utz purchased Ethan Back's hog

MP SERVICE, Matthew Parker, INDEPENDENCE LUMBER, Jarrett Bach, RYAN LANDCARE, Korey Ryan, J & J SERVICE, John Bezold, D & D INDUSTRIAL, Shawn Murray, ANTHONY W. SIMPSON CONSTRUCTION, Anthony W. Simpson purchased Cash Nienaber's hog

RTC PROPERTIES, Rodney Collins purchased Dylan Lewis' hog

ANDERSON FARM, Gary Anderson, MIKE & TERRY PENICK, KENTON CO. FIRE ASSESSMENT, Kenny Childress, NKY TECH CENTER, John Richardson, M & M FARMS, GLOBAL MEDICAL, Gary Strain, NORMAN STORY ASSOCIATES, TEC FARMS, Tim Cantrell, TINA & AMANDA SNELLING, KINMAN FARMS, Aaron Anderson, HAMMONS FAMILY, TOUCH OF AMISH, Kim Waymeyer, ABSOLUTE FIRE PROECTION, MOMMOUTH STREET ANTIQUES, Steve Strain purchased Madiline Strain's hog.

KUBOTA TRACTOR OF THE TRI-STATE, Kelly Craddock purchased Mary Siegert's hog

HAGEDORN'S, Rich Kopser purchased Andrew Lewis' hog

STAPLETON ACRES, Steve & Pam Stapleton, CORNERSTONE INSURANCE, John Hamilton, B & B AUTO, Keith McDine, HAND IN HAND REALTY, Nancy Collins, RYLAND SERVICE

Continued on page 72

★★★ TABLE OF CONTENTS ★★★

Advertiser/Sponsor's List 7
Derek Alan Band 71
ATV & Motorcycle Dirt Drags 16
Baby Show 11
Barnyard Olympics **(**Tuesday at conclusion of Family Fun Night**)** 15
Bluegrass Pony & Mule Pull 12
Board of Directors/Membership 5
Children's Pedal Tractor Pull 16
Children's Petting Farm 15
Clothing Construction Open Class 26
Creative Writing 22
Deadweight Pull 19
Demolition Derby 17
Doghouse Band 71
Exhibitor Tags (How to complete) 8
Fairgrounds Map 70
Family Barnyard Fun Night 14
Field Crops, Flowers & Gardens Division 30
Fine Art Exhibit 23
Food Open Class 26
FFA Exhibits 69
Future Farmer Fun Events 16
4H Arts & Crafts 45
4H Cloverbud Exhibits 65
4H Consumer & Financial Education 61
4H Country Ham 35
4H Dog Project Poster 35
4H Dog Show 69
4H Electric 40
4H Energy 65
4H Entomology & Honey 42
4H Field Crops 39
4H Flowers Division 38
4H Food Preservation 57
4H Forestry 44
4H Geology 44
4H Home Environment 58
4H Horse Show (& Open Youth Show) 13
4H Horticulture & Plant Science 35
4H Kentucky Trends Project 64
4H Largest Vegetable 38
4H Leadership & Communication 63
4H Miscellaneous Category 65
4H Needlework 52
4H Photography (& 4H Hort. Photography) 47
4H Poultry 68
4H Record Book Rules 35
4H Rules & Regulations 34
4H Sewing 49
4H Sewing (Kenton County Only) 52
4H Tobacco 39
4H Vegetables 37
4H Weather 65
4H Wood Science 42
4H/FFA Commercial Gilt Show 68
4H/FFA Goat Show 66
4H/FFA Market Lamb Show 66
4H/FFA Market Steer Show 68
4H/FFA Market Swine Show 67
4H/FFA Production Beef Show 67
4H/FFA Production Sheep Show 66
4H/FFA Rabbit Show 68
Garden Tractor Pull 19
General Rules 8
Handicrafts & Hobbies Open Class 29
Home Economics Open Class 25
Honey & Sweeteners 33
Honorary Members Memorial Attraction 5
Horse Show High Point Rules 14
Kentucky Livestock/Animal Health Exhibition Rules 8
Little Miss & Little Master Contest 10
Miss Kenton County Fair **(**New time for 2019**)** 9
Miss Teen Kenton County **(**New time for 2019**)** 9
Miss Pre-Teen Contest **(**New time for 2019**)** 11
Needlework Open Class 27
Open Beef Show 19
Open Contest Horse Show 11
Open Poultry Show 20
Open Rabbit Show 20
Open Youth and 4H Horse Show 13
Pageants **(**New times for 2019**)** 9
Photography 24
Quilting Open Class 28
Sale of Champions ....2 & 72
Saturday Night Horse Show **(Classes merged into Thursday Night Show for 2019)**
Schedule of Events 4
Senior Citizen Night 4
(SENIORS HALF PRICE ADMISSION)
Skyline Coney Eating Contest 19
Truck & Tractor Pulls 18
Western Pleasure Horse Show 12
William E. Durr Exhibit Hall Schedule 9

★★★ SCHEDULE OF EVENTS ★★★

For additional information: check our website at KentonCountyFair.com
From July 8th-July14th, call The Kenton County Fairgrounds at (859) 356-3738 9:00 a.m. to 4:00 p.m.,
or call during week of Fair

- For 4H information, call (859) 356-3155
- Call Extension Office at (859) 356-3155 to obtain Exhibitor Number to be used for registration of 4H and Open Class Exhibits.
- Use number **Exactly** as it is assigned. (Do not add or remove 4H prefix)
- 4Hers should use 4H Exhibitor Number to register both 4H and Open Class Exhibits (Using one number will generate one premium check instead of multiple)
- Exhibitor Numbers may also be obtained at Registration on Sunday, July 14, 2019

SATURDAY, JULY 13, 2019
(PreFair Event-No Rides or other Events on Grounds)

6:00 .....Open Contest Horse Show (Registration 5:00 p.m.)

SUNDAY, JULY 14, 2019

1:00-3:00 p.m. .....Registration of all 4H Building Exhibits
1:00-3:00 p.m. .....Registration of all FFA Exhibits Excluding Livestock
11:30 a.m. ..... 4H/FFA Production and Market Goat Show (Reg. 9:30 a.m.)
1:00-3:00 p.m. .....Registration of all Open Building Exhibits
4:00 p.m. .....Optional Practice for Teen, Miss Kenton Co., and Little Miss/Master Contestants

MONDAY, JULY 15, 2019

9:30 a.m. .....4H/FFA Market Lamb Show (Reg. 8:30 a.m.)
10:30 a.m. .....4H/FFA Production Sheep Show (Reg. 9:30 a.m.)
11:30 a.m. .....4H/FFA Production and Market Goat Show (Reg. 9:30 a.m.)
5:30 p.m. .....4H/FFA Production Beef Show (Reg. 5-5:30 p.m.)
5:30 p.m. .....**Miss Teen Kenton County Pageant** (Interviews at 5:00 p.m.)
Mail Entry Fee and Bio to Kristen Bach by 7-14-19
6:30 p.m. ..... **Open Beef Show** (Reg. 5:30 p.m.)
7:00 p.m. .....**Opening Ceremony**
7:30 p.m. .....**Demolition Derby (Tech time 4:30)**
MINI CAR STOCK FRONT WHEEL DRIVE ONLY
MADDOG TROPHY
MINI CAR CIRCLE TRACK RACE
POWER WHEELS DERBY FOR KIDS
8:00 p.m. .....**Miss Kenton County Fair Pageant** (Interviews at 7:00 p.m.)
Mail Entry Fee and Bio to Kristen Bach by 7-15-19
7:00-9:30 p.m. .....**Educational Program** in William E. Durr Exhibit Hall
"Know Your Kenton County Extension Service"

TUESDAY, JULY 16, 2019

9:30 a.m. .....4H/FFA Market Hog Show (Reg. 8:30 a.m.)
(SPONSORED BY STACY & TREY TAPKE)
9:30 a.m. .....4H/FFA Commercial Gilt Show (Reg. 8:30 a.m.)
(SPONSORED BY STACY & TREY TAPKE)
2:00 p.m. .....4H Youth Dairy and Meat Goat Show (Reg. 1:30 p.m.)
5:00 p.m. .....**Little Miss/Little Master Pageant** (Contestants check in 15 min prior)
Mail Entry Fee and Bio to Kristen Bach by 7-15-19
6:30 p.m. .....**Family Barnyard Fun Night** (SPONSORED BY SCOTT KIMMICH AND
FLORAL HILLS FUNERAL HOME AND MEMORIAL GARDENS)
7:00 p.m. .....**Barnyard Olympics (Event at conclusion of Family Barnyard Fun Night)**
(Reg. 6:30 p.m.) (SPONSORED BY STRUCKHOFF ORTHODONTICS
AND CONNELY BROTHERS FUNERAL HOME)
7:30 p.m. .....**Miss Pre-Teen Pageant** (Interviews at 6:00 p.m.)
Mail Entry Fee and Bio to Kristen Bach by 7-15-19
7:00-9:30 p.m. .....**Educational Program** in William E. Durr Exhibit Hall
"Kenton County Homemakers Demonstrate Hands On"
7:30 p.m. .....**Demolition Derby (Tech time 4:30) **New Events****
BIG CAR BONE STOCK CLASS
MADDOG TROPHY
MINI MADNESS-TRUCKS/VANS/CARS
POWER WHEELS DERBY FOR KIDS
MINI CIRCLE TRACK RACE

WEDNESDAY, JULY 17, 2019

9:30 a.m. .....4H/FFA Market Steer Show (Reg. 8:30 a.m.)
7:00 p.m. .....Sale of Champions
7:00 p.m. .....Bluegrass Pony and Mule Pull (Horse Show Ring)
7:00 p.m. .....**KTT Truck Tug**

1) Light But Tough	**4300 lb. 4WD**
2) Standing Tall	**5500 lb. 2WD**
3) Big Boys	**6000 lb. 4WD**

7:00-9:00 p.m. .....**Educational Program** in William E. Durr Exhibit Hall
"Honey Bees: The Solution That Improves Our World"

THURSDAY, JULY 18, 2019 SENIOR CITIZEN NIGHT (SENIORS, 60+, HALF PRICE ADMISSION, SPONSORED BY CENTURY 21 GARNER PROPERTIES)

6:00 p.m. .....4H Poultry Show (Reg. 5:00-6:00 p.m.)
6:30 p.m. .....**ATV & Motorcycle Dirt Drags**
7:00 p.m. .....Open Poultry Show (or after 4H Poultry Show) (Reg. 5:00-6:00 p.m.)
7:00 p.m. .....Open Western Pleasure & All Breeds Horse Show (Reg. 6:00 p.m.)
7:00-9:00 p.m. .....**Educational Program** in William E. Durr Exhibit Hall
"The Great Kentucky Pie Challenge"

FRIDAY, JULY 19, 2019
(SPONSORED BY DONATOS PIZZA AND WHIT'S FROZEN CUSTARD)

6:00 p.m. .....**Future Farmer Fun Events** (Registration 5:30 p.m.)
7:00 p.m. .....**Children's Pedal Tractor Pull** (Reg. 6:45 p.m.)
7:00 p.m. .....**Truck & Tractor Pull-classes subject to change,**
www.bluegrasspulling.com
1) 2.5 DIESEL TRUCKS
2) 8500 LIGHT LIMITED PRO TRACTORS
3) SUPER STOCK 4x4 TRUCKS
4) 9000 COMBO TRACTORS
5) STREET DIESEL TRUCKS
7:00-8:30 p.m. .....**Educational Program** in William E. Durr Exhibit Hall
"Backyard Chickens (Chickens in cages on display)"
7:00-10:00 p.m. .....**Doghouse Band** in Horse Show Arena

SATURDAY, JULY 20, 2019
(SPONSORED BY ONE HOLLAND FAMILY OF RESTAURANTS AND BLUEGRASS DIESEL)

9:00 a.m. .....4H Rabbit Show (Reg. 8:00 a.m.)
10:00 a.m. .....Open Youth and 4H Horse Show (Reg. 9:00 a.m.)
10:00 a.m. .....Open Rabbit Show** (Reg. @ conclusion of 4H Rabbit Show) **Open Rabbit Show begins at 10:00 a.m. or 30 min. past conclusion of 4H Rabbit Show, whichever is later.
10:00 a.m. .....Open Youth and 4H Horse Show (Reg. 9:00 a.m.)
10:00 a.m. .....**Garden Tractor Pull (Weigh-in 9:00 a.m.)**
(SPONSORED BY TRUCK AND TRAILER)
10:00 a.m. .....**Baby Show**
(SPONSORED BY ST ELIZABETH HEALTHCARE)
10:00 a.m. .....Baby Show-6 Mos. to 1 Year (Reg. 9:00 a.m.)
11:30 a.m. .....Baby Show-1 Year to 2 Years (Reg. 10:30 a.m.)
12:45 a.m. .....Baby Show-2 Years to 3 Years (Reg. 11:45 a.m.)
1:00 p.m. .....4H Dog Show (after Open Rabbit Show) (Reg. 12:30)
1:30 p.m. .....Baby Show-3 Years to 4 Years (Reg. 12:30 p.m.)
2:15 p.m. .....Baby Show-4 Years to 5 Years (Reg. 1:15 p.m.)
3:00 p.m. .....Children's Parade of Pets (Reg. 2:00-3:00 p.m.)
7:00 p.m. .....**Truck & Tractor Pull-classes subject to change,**
www.bluegrasspulling.com
1) 8500 LIGHT LIMITED PRO TRACTORS
2) 3.0 DIESEL TRUCKS
3) SEMI TRUCKS
4) SUPER STOCK 4x4 TRUCKS
5) OUTLAW SUPER STOCK TRACTORS
7:30 p.m. .....(During Intermission) **Skyline Chili Cheese Coney Eating Contest**
(SPONSORED BY SKYLINE)
7:30-10:00 p.m. .....**Derek Alan Band** in Horse Show Arena

SUNDAY, JULY 21, 2019

9:00 a.m. .....Dead Weight Pull Weigh-In
10:00 a.m. ..... Dead Weight Pull
12:00-2:00 p.m. .....Exhibits Released (4H and Open Class)

KENTON COUNTY FAIR & HORSE SHOW

THIS FAIR IS PLANNED AND CONDUCTED ACCORDING TO KENTUCKY DEPARTMENT OF AGRICULTURE FOR THE USE OF STATE FUNDS Trophies: $9000.00 Premiums: $40,000.00

The Kenton County Fair is planned and operated by the Kenton County Fair Board, Inc. All operating funds come from gate fees, donations, sponsorships and matching funds from Kentucky Department of Agriculture. Any questions or concerns may be directed to President Cap Kiser or any Fair Board Member at 859-356-3738.

GATE ADMISSION MONDAY JULY 15 THROUGH SATURDAY JULY 20: FOR PATRONS 2 YEAR OF AGE AND OLDER ADMISSION IS $10 DAILY EXCEPT FOR FRIDAY NOON TO CLOSE ($12), AND SATURDAY 4:00 PM TO CLOSE ($12). PAID GATE ADMISSION INCLUDES ALL RIDES AND ATTRACTIONS. PATRONS UNDER 2 YEARS OF AGE ARE FREE EVERY DAY. CHARGE CARDS WILL BE ACCEPTED AT HARRIS ROAD ENTRANCE AND WEHRMAN RD ENTRANCE NEXT TO FAIR OFFICE BUILDING. YOUR CARD WILL BE ASSESSED AN ADDITIONAL $1.00 PER TRANSACTION. GATE ADMISSION SATURDAY JULY 13 FOR CONTEST HORSE SHOW: GATE ADMISSION WILL BE $5 FOR ADULTS, CHILDREN 9 YEARS OLD AND UNDER ARE FREE. THERE WILL BE NO OTHER RIDES OR ATTRACTIONS THAT DAY. CREDIT CARDS WILL BE ACCEPTED AT HARRIS ROAD ENTRANCE AND WEHRMAN RD ENTRANCE NEXT TO FAIR OFFICE BUILDING. YOUR CARD WILL BE ASSESSED AND ADITIONAL $1.00 PER TRANSACTION.

★★ Board of Directors ★★

Cap Kiser	*Member • Director • President*
Kevin McCarty	*Member • Director •Vice-President*
Kara Adkins-Gurley	*Member • Director •Secretary*
Robert G. Maddox	**Honorary Member** Director • Treasurer
Larry Mains	*Member • Director*
Kevin Stamper	*Member • Director*
Rita Funke	*Member • Director*
Nancy Kloentrup	**Honorary Member**
Brandon Williams	*Member • Director*

★★ Membership ★★

Colleen Adkins	Member
Patty Bray	Member
Patsy Carter	Member
Trevia Cooke	Member
Dean Dressman	Member
Bill Eddins	**Honorary Member**
Janet Frohlich	Member
Bill Funke	Member
Doug Garner	Member
Wally Gentry	**Honorary Member**
David Grizzell	Member
Jimmy Grizzell	Member
Spencer Grizzell	Member
Brian Gurley	Member
Michelle Huelsman	Member
David Jackson	**Honorary Member**
Allen Jones	**Honorary Member**
Stephen Jones	Member
Brandy Kiser	Member
Genita Kiser	**Honorary Member**
Todd Kloentrup	Member
Justin LaFollette	Member
Sarah LaFollette	Member
Cathy Mains	Member
Milton Mains	**Honorary Member**
Chris Mann	Member
Laine Marshall	Member
Larry Maxey	**Honorary Member**
Bill McCardle	Member
Rhonda McCardle	Member
Shelley McCarty	Member
Mike McDonald	Member
Brandy Mueller	Member
Willy Mueller	Member
Amy Nienaber	Member
Scott Parker	**Honorary Member**
Mike Penick	Member
Terry Penick	Member
Courtney Roark	Member
Mary Ann Roark	Member
Joe Schmiade	Member
Danny Shaw	Associate Member
Mollie Shaw	Associate Member
Tina Snelling	**Honorary Member**
Gary Spegal	Member
Lloyd Spegal	Member
Aaron Teegarden	Member
Karly Thompson	Member
Mallory Trentcamp	Member
Mitchell Trentcamp	Member
Kim Waymeyer	Member
Brandon Williams	Member
Kelli Williams	Member
Bud Wills	**Honorary Member**
Ed Zimmer	Member
Jeri Zimmer	Member

Deceased Honorary Members:*

Stanley E. Bird
Harold Bray
Renate Burden-Jones
Charlie Casey
Georgie Casey
Cecil Cummins
William E. Durr
Gilmore Eckerle
David Kannady
Roy Klein
Stella Klein
Dexter LaFollette
Ruth Marcum
Orville Menefee
Matilda Richardson
Warren VanHorn
Julia Wicklund

★★ Kenton County Cooperative Extension Agents ★★

Dan Allen	*Agriculture/Natural Resources*
Mary Averbeck	*4H Youth Development*
Joan Bowling	*Family & Consumer Science*
Linda O. Brown-Price	*Family & Consumer Science*
Michele Stanton	*Horticulture*
Denise Donahue	*4H Youth Development*
Diane Kelley	*4H Youth Development*
Kathy Roesel-Byrnes	*Family & Consumer Science*

★★ Kenton County FFA ★★

Ashley Cottrell, Simon Kenton Agriculture Education Instructor and FFA Advisor

HONORARY MEMBER MEMORIAL ATTRACTION

The Kenton County Fair Board has completed Phase I of creating a memorial attraction on the Fair Grounds as a tribute to living and deceased honorary members. A perpetual memorial attraction in the form of a eye-catching monument, recognizing honorary members and celebrating their accomplishments, has been erected near Champion Point. The dedication ceremony was Monday July 16, 2012 and was well attended. Phase II has begun in the form of a flag pole donated by Bluegrass Electric and installed by Fair Board members.

The Kenton County Fair Honorary Members Memorial Committee acknowledges and thanks the following donors who contributed to the purchase of the monument:

Kenton County Fair Board
Raymond and Eula LaFollette Family
John Reeves and Rhonda LaFollette Reeves
Robert G. Maddox
Independence Cemetery
Justin and Aaron LaFollette
Spegal Farm
David Jackson
Frank Jackson
Todd & Nancy Kloentrup
Milton and Cathy Kunkel-Mains
Faye and Janet Bray
Dixie Dressmann

The Kenton County Fair Honorary Members Memorial Committee acknowledges and thanks the following Phase II donors:

William E. Durr Family
Amy Maxey
Lori Maxey Collins
Warren Richardson
Annette Eckerle
Bishop
Jackie Gentry
Bluegrass Electric
The Charles & Georgia Casey Family

Proposed additions for Phases II and III may include landscaping, lighting, and benches. Donations in support of this project are needed and welcomed by the Kenton County Fair Board. Monetary donations may be made payable to the Kenton County Fair Association and sent to P. O. Box 101, Independence, KY 41051. Contact President Cap Kiser at 859-393-2478 for further information.

ALL-TERRAIN AUTHORITY

RT SERIES GEN:3 TRACK LOADERS

FOLD-UP DOOR • This patented new design provides cab-to-canopy versatility, all while maintaining low clearance and a Level II FOPS certification.

IDEALTRAX™ • The IdealTrax™ Automatic Track Tensioning System automatically tensions the tracks when the engine is started and during operation, eliminating manual tensioning and tension checks.

DEDICATED CHASSIS • Custom built for superior weight distribution to enhance stability, grading, tractive effort, and ride control.

PERFORMANCE DRIVEN • Raise the bar with class leading tractive effort and ground clearance. Paired with massive breakout forces, these machines are your greatest allies on the job.

DEMO ONE TODAY AT:

CHOOSE XPRT GENUINE PARTS FOR YOUR GEHL EQUIPMENT

Find us on Facebook
GEHL COMPACT EQUIPMENT

YouTube
GEHL1859

GEHL
gehl.com

2019 KENTON COUNTY FAIR ADVERTISERS and SPONSORS

★★ GOLD LEVEL SPONSORS ★★
Donatos Pizza and Whit's Frozen Custard
Meade Tractor
One Holland Family of Restaurants

★★ SILVER LEVEL SPONSORS ★★
Century 21 Garner Properties
Ernst Concrete
Lykins Oil
R.D. Holder Oil

★★ BRONZE LEVEL SPONSORS ★★
Jack's Glass
Murray Brothers Shows
St. Elizabeth Healthcare
Shelley Funke Frommeyer,
Financial Advisor with FFR Wealth Team
Struckhoff Orthodontics
Truck and Trailer Supply

★★ BANNER SPONSORS ★★
Chambers and Grubbs Funeral Home
Connley Brothers Funeral Home
Crone's Auto Body
Floral Hills Funeral Home and Memorial Gardens
Independence Lumber and Supply
Kannady and Moore Auctioneers
Maddox Garden Center & Landscaping
Nicholson Service Center
Scott Kimmich-Coldwell Banker
Stacy and Trey Tapke
Steve's Automotive Repair
Tewes Poultry Farm
Wendy's

★★ CATALOG ADVERTISERS ★★
Bluegrass Stockyards
Cottingham's True Value Hardware and Rentals
Dan the Corn Man
Highland/Independence Cemetery
KOI Auto Parts-ADR #2
Mills Fence
Pee Wee's Place
Southern States, Alexandria
Wiseway Supply

★★ SPONSORS ★★
Crescent Springs Hardware
Deaton's Greenhouse and Florist
Delightful Days RV Center
D.L. Webster's Car Crushing and Auto Parts
Hagedorn Appliances
Kenton County Cooperative Extension Service
Kubota Tractor of the Tri State LLC
Sunbelt Rentals
Taylor Brothers Excavating
Tricia's Hawaiian Shaved Ice

★★ PLATINUM LEVEL 4H/FFA LIVESTOCK SPONSORS ★★
B B & T
Heritage Bank

★★ 4H/FFA LIVESTOCK CHARTER SPONSORS ★★
Kenton County Farm Bureau Insurance
Clyde Cunningham Insurance
Farm Credit Mid-America
Maxey Valley Farm

★★ 4H/FFA LIVESTOCK BANNER SPONSORS ★★
Kentucky Pork Producers
Northern Kentucky Cattle Association

★★ 4H/FFA LIVESTOCK SPONSORS ★★
Grant County Farm Bureau Insurance
Kenton County Homemakers
Lyle Burns Memorial Fund
Owen Electric Cooperative
Piles Chevrolet

Thank You
FOR YOUR SUPPORT

SPONSORSHIP
Any person or business can sponsor a favorite class or event for advertisement, as a memorial, in recognition of or acknowledgement of someone or something by contacting any Fair Board Member who will communicate your wishes to the advertising committee. Many types of sponsorships such as catalog ads and banner sponsorships are also available.

FFR WEALTH TEAM

Shelley Funke Frommeyer, CFP®
Founder & CEO
Wealth Advisor
shelley@FFRWealth.com
(859) 445-0550
50 East River Center Blvd, Suite 1225 | Covington, KY 41011

Securities offered through Cetera Advisor Networks LLC, Member FINRA/SIPC. Investment advisory services offered through CWM, LLC, an SEC Registered Investment Advisor. Cetera Advisor Networks LLC is under separate ownership from any other named entity. Carson, a division of CWM, LLC, is a nationwide partnership of advisors.

GENERAL RULES

1. Each exhibitor in the 4-H or FFA division must be members in Kenton County and may display in those departments in which he or she carried a project. For additional information on your exhibit, contact your agent or advisor.
2. Entries in open division (unless otherwise specified in catalog) may be by any citizen of the United States, but must be produced by exhibitor during Aug 2018-July 2019.
3. Special care will be taken of all articles and to prevent accidents, but the Kenton County Fair Association, Inc., 4-H, FFA and all other organizations will not be responsible for any loss that may occur.
4. The Executive committee of the Fair Association reserves the right to interpret all conditions and regulations and to settle all matters rising out of any incidents to its operation.
5. Specific and technical rules for each department will be found in that department.
6. On the Kentoncountyfair.com website, specific rules for a department may be listed as a separate clickable link and/or may be found within that department description.
7. Youth exhibitors are eligible to compete in 4-H, FFA, and the Open Division depending on declared project, but the same item may not be entered in more than one Division.
8. Each exhibitor is limited to one exhibit per class, unless otherwise specified in project department rules, but may enter as many departments as desired.
9. The Kenton County Danish System of judging for ribbons and premiums will be used in FFA and 4-H.
10. Open and 4-H Exhibits must be registered from 1 to 3 p.m. Sunday, July 14, 2019 and picked up by Sunday, July 21, 12:00 noon to 2:00 p.m.
11. "Open" Classes are open to all exhibitors unless otherwise specified.

KENTUCKY LIVESTOCK/ANIMAL EXHIBITION HEALTH REQUIREMENTS

All livestock/animals offered for sale or exhibition at Kentucky County Fairs shall meet the following regulations according to KRS Chapter 257:

• Refer to https://apps.legislature.ky.gov/law/kar/302/020/065.pdf

For additional information on movement and ID of Kentucky origin livestock:

• Refer to http://kyagr.com/statevet/animal-movement.html

Any questions concerning these health regulations should be directed to your local veterinarian or the Kentucky State Veterinarian's office at: 502-573-0282

INSTRUCTIONS FOR COMPLETING 4H EXHIBIT TAGS

TAGS and registration numbers are available at the Extension Office prior to the fair or at the fair during Registration on Sunday, July 14. Complete the tags as shown.

ENTRY NO. Assigned 4H fair registration number. This is a unique number assigned to you by the Fair Board. Use the number *exactly* as it is given to you each time it is used. **This number will be used on every exhibit that the child enters 4H classes as well as Open classes**. If you change the registration number in any way from what you are assigned, you will not receive any premium due you.

PROJECT - Project number from the fair catalog.

DIV. - Division number from the fair catalog.

ARTICLE - Describe the item.

INSTRUCTIONS FOR COMPLETING OPEN EXHIBIT TAGS

TAGS and registration numbers are available at the Extension Office prior to the fair or at the fair during Reg-

istration on Sunday, July 14. Complete the tags as shown. Retain the stub to reclaim your entry on Sunday, July 21.

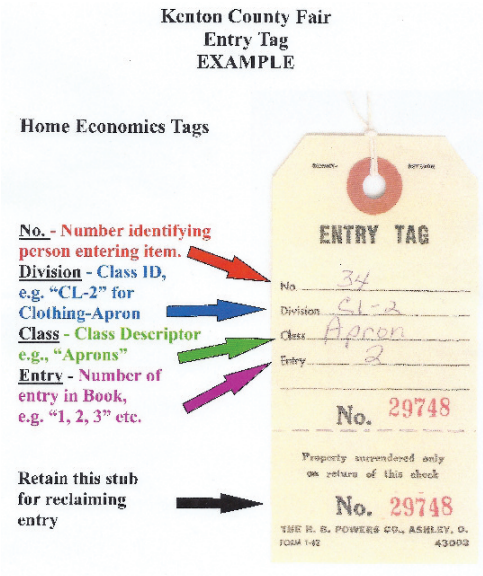

NO. Assigned fair registration number. This is a unique number assigned to you by the Fair Board. **Use the number *exactly* as it was given to you each time it is used.** If you change the registration number in any way from what you are assigned, you will not receive any premium due you.

DIVISION - This is the class number from the catalog. The letters refer to a division and the number denotes the class.

CLASS - This is the class description from the catalog and describes the item.

ENTRY - This number is given by the fair volunteer and designates the sequence in which the entry was received and recorded in the exhibit record book.

WILLIAM E. DURR EXHIBIT HALL

2019 DAILY EDUCATIONAL & INFORMATION PROGRAMS

Open to the Public

WILLIAM E. DURR EXHIBIT HALL

SCHEDULE (subject to revision)

Monday, July 15:
7-9:30 p.m. Know Your Kenton Co. Extension Service
Photo Displays and Questions & Answers

Tuesday, July 16:
7-9:30 p.m p.m. Kenton County Homemakers Demonstrate Hands On
Sewing Projects, Knitting, Crocheting, Fall Craft...

Wednesday, July 17:
7-9:00 p.m. **Honey Bees:** The solution that improves our world

Thursday, July 18:
7-9:00 p.m. **The Great Kentucky Pie Challenge**
Age Categories:
Youth: age 12-18
Adults: age 19-60
Senior: age 61+
Entry Categories:
Fruit Pies
Savory Pies (meatless)
Other

Sponsor: One Pie at a Time Bakery Cafe (859-393-7393) 11982 J.E. Schmiade Rd. Independence, KY

Friday, July 19:
7-8:30 p.m. **Back Yard Chickens**
(Chickens in cages on display)

2019 MISS KENTON COUNTY FAIR PAGEANT

MISS (Must be 16 by June 20th and cannot reach her 22nd birthday by October 31st)
Date of event: Monday, July 15th 2019
Optional practice will be held Sunday, July 14th at the fairgrounds. Starting promptly at 4:00 p.m.
Interviews will start promptly at 7:00 pm
Pageant will start promptly at 8:00 pm
Entry Fee ($50-MISS) are due by mail to Kristen Bach by Sunday, July 14th 2019.
Wardrobe:
Interview: A dress, skirt, pants, or jumpsuit. Dress as you are going to be interviewed for a job.
Opening number/Introductions: Cocktail dress. A short fun dress to introduce yourself on stage. This portion of the pageant is not being judged.
Swimwear: One-piece and one color
Evening gown: A floor length gown. No high lows or cocktail dresses

TEEN (Must be 13 by June 20th and cannot reach her 16th birthday by October 31st)
Date of event: Monday, July 15th 2019
Interviews will start promptly at 5:00 pm
Pageant will start promptly at 5:30 pm
Entry Fee ($40-TEEN) are due by mail to Kristen Bach by Sunday, July 14th 2019.
Wardrobe:
Interview: A dress, skirt, pants, or jumpsuit. Dress as you are going to be interviewed for a job.
Opening number/Introductions: Cocktail dress. A short fun dress to introduce yourself on stage. This portion of the pageant will be judged (Only for teen).
Evening gown: A floor length gown. No high lows or cocktail dresses

Rules for Miss and Teen division:

1. Contestant agrees to abide by all rules of the local and state contestants now in effect or as announced hereafter.
2. Contestant agrees that the time, manner and method of judging the contest shall be solely within the discretion of the Kenton County Fair Board and that the decision of the judges shall be final.
3. Contestants in Miss Kenton County Pageant (MISS and TEEN) must be a Kentucky resident
4. A contestant in Miss Division, must have reached her 16th birthday and cannot have reached her 22nd birthday by October 31.
5. A contestant in Teen Division, must have reached

her 13th birthday and cannot have reached her 16th birthday by October 31.
6. A contestant must be single, never married, never had a marriage annulled, and never had any children. (This rule applies until after the state pageant for Miss Kentucky County Fair.)
7. The contestant must be of good moral character.
8. Contestants must not be a winner of another Kentucky County Fair
9. Winner of Miss Kenton County Pageant will represent Kenton County at state pageant in January 2020.
10. Winner of Teen Miss Kenton County Pageant will compete at the state competition in October 2019.
11. Miss Kenton County contestants will compete in swim suit and evening gown. For interview, contestants will wear a dress, skirt or pants. Please select a one piece swim suit in a solid color for swim suit competition. Evening gown must be floor length.
12. Teen Miss contestants will compete this year in evening gown and interview. A short cocktail dress for opening number/ introductions.
13. Judging for pageants will be based on scores from interviews and personality, poise and appearance. For on stage introduction a short cocktail dress (This will NOT be judged for Miss & will be judged for Teen).

CONTACT INFORMATION:
Kristen Bach
Cell - (859) 409-9669
Email - kbach95@yahoo.com (please make subject line " Miss Kenton County " and the name of your child)

LITTLE MISS/LITTLE MASTER

***NEW: OPEN TO ALL OF KENTUCKY**
Date of Event: Tuesday, July 16th 2019
Entry fees ($20 PER PAIR) are due to Kristen Bach by Monday July, 15th 2019.
Pageant will start promptly at 5:00 pm
Optional practice Sunday July 14th at the fairgrounds beginning at 4:00 pm for all age divisions.
Contestants will enter the pageant as a PAIR. No single entries allowed.
Wardrobe:
Girls: Dresses are short, no formal dresses. No costumes or hats and little to no make-up.
Boys: Business casual. This may include jeans and a dress shirt, dress pants and dress shirt with tie or bow tie.
Scoring
Couples will be scored on how they present as a couple, hand in hand or arm in arm
Personality
Both will be asked a casual on stage question

RULES Little Miss/Master:
1. Contestant must provide his/her own partner and compete as a couple. Couples must present themselves hand in hand or arm in arm. Individuals will be asked a question and must respond. Contestants will be judged on appearance, compatibility and response to questions all AS A COUPLE.
2. Child must have reached his/her 5th birthday by July 1st and cannot have reached his/her 8th birthday by July 1st.
3. Girls cannot wear any long dresses. (No costumes. No hats. No make-up.)
4. Boys cannot wear any tuxes or tux parts. (No costumes, No hats.)
5. $20.00 registration fee (see instructions above)
6. Parents will not be on stage with child.
7. There will be an on stage interview.
8. Contestants must check in 15 minutes before show time.
9. Child must come dressed.
10. Must be a KENTUCKY resident.
11. Winning boy and girl will be eligible to compete at 2019 KY State Fair Little Miss/Little Master Contest in August and will compete as a couple. Contestants are sponsored by the Kenton County Fair Board.
12. Winning boy and winning girl will each receive $25.00, a crown, sash and trophy. Second prize is $15.00 and trophy for each boy and girl.

CONTACT INFORMATION:
Kristen Bach
Cell - (859) 409-9669
Email - kbach95@yahoo.com
(please put "Miss Kenton County little miss/master" and child's name in the Subject Line)

CRESCENT SPRINGS HARDWARE
MARK WILSON

2460 Anderson Rd.
Crescent Spgs. Kentucky 41017
(859) 341-0800 FAX (859) 341-5154

2019 MISS PRE-TEEN KENTON COUNTY FAIR

** THERE IS NO SR. LITTLE MISS** We are following the Miss Kentucky County Fair rules, in which means we had to combine the two age divisions!

MISS PRE- TEEN KENTON COUNTY FAIR

Event Date: Tuesday, July 16th 2019

(Must be 8 years old by June 20th and cannot be 13 by October 31st)

Optional practice Sunday July 14th at the fairgrounds beginning at 4:00 pm for all age divisions.

Interviews will be promptly at 6:00 pm

Pageant will start promptly at 7:30 pm

Entry fees ($30) are due to Kristen Bach by Monday, July 15th 2019.

Wardrobe:

Interview: A dress, pants, skirt, or jumpsuit. Dress age appropriate but as if going to an interview.

Opening number/ Introductions: Fun fashion, this can be a cute summer outfit. Something to show the personality of the constant.

Evening gown: Floor length dress. No cocktails or high low dresses.

Rules for Pre-Teen:

1. Contestant in Miss Pre-Teen must be a Kentucky resident.
2. Contestant in Miss Pre-Teen may not have won another 2019 County Fair.
4. Contestant must have reached her 8th birthday by June 20th and cannot have reached her 13th birthday by October 31st.
5. Contest is for girls only.
6. $30.00 registration fee
7. Girls will compete on stage wearing 1) "fun fashion" and 2) evening gown
8. There will be a closed 2 minute interview.
9. Parents will not be allowed on stage with child.
10. Contestants will need to be dressed and ready for interviews at 5:50 pm to start on time.
11. Contestants must come dressed in an appropriate outfit for interview.
12. Miss Pre-Teen Open will compete in state competition in October.

CONTACT INFORMATION:

Kristen Bach

Cell - (859) 409-9669

Email - kbach95@yahoo.com (please put "Miss PRE-Teen Kenton county" and daughters name in Subject Line).

KENTON COUNTY FAIR BABY SHOW

SPONSORED BY ST ELIZABETH HEALTHCARE

ENTRY FEE DUE DAY OF PAGEANT DURING REGISTRATION

No Make-up Permitted, No Hats

See class times below for important changes

SATURDAY, JULY 20, 2019; 10:00 a.m. **GIRLS AND BOYS**

01 - 6 months to 1 year - 10:00 A.M. (Reg. 9:00 a.m.)
02 - 1 year to 2 years - 11:30 A.M. (Reg. 10:30 a.m.)
03 - 2 years to 3 years - 12:45 P.M. (Reg. 11:45 a.m.)
04 - 3 years to 4 years - 1:30 P.M. (Reg. 12:30 p.m.)
05 - 4 years to 5 years - 2:15 P.M. (Reg. 1:15 p.m.)

***if child has reached 5th birthday on or before July 1, 2019 he/she is not eligible for baby show. See Little Miss/Little Master Contest on Tuesday Night.**

BABY SHOW OFFICIAL RULES & REGULATIONS

1. All contestants must be residents of Kenton County.
2. Entrants register day of show at time specified above.
3. No special clothing needed. (Casual clothes only. No costumes, **No hats, No make-up**.)
4. The decision of the judges will be FINAL.
5. $10.00 registration fee (cash or money order only).
6. There will be a first prize of $50.00, and a second prize of $35.00, a third prize of $25.00, and a fourth prize of $15.00 for each group.

CHAIRPERSON:

KENTON COUNTY FAIR & HORSE SHOWS OPEN CONTEST HORSE SHOW

SATURDAY, JULY 13, 2019 (Pre-Fair Event-No other activities on grounds)

Registration 5:00 p.m. Show 6:00 p.m.

S1 - PeeWee Poles
S2 - Youth Poles (Rider 18 and under)
S3 - 3D Poles
S4 - Jr. Sidepot
S5 - PeeWee Barrels
S6 - Youth Barrels (Rider 18 and under)
S7 - 3D Barrels
S8 - Jr Sidepot

St. Elizabeth HEALTHCARE

***** Ribbons & Awards for PeeWee. 70% Payback all other classes
***** Class 2, 5 and side pots $25 added
***** Class 3 & 6 $200 added
***** CLASSES WITH LESS THAN 15 ENTRIES WILL HAVE NO ADDED MONEY

- All Entries must have a current negative Coggins Test & Health Papers.
- Kentucky requires Out-of-State horses to have Health certificates issued within 30 days of show.
- In-state horses must have a Health Certificate as required by Kentucky.
- Request for Tack Change must be made during registration.
- Tack Changes will be allowed **TWO** minutes only.

10th Annual Kenton County Fair Horse Shows High Point Champion & Reserve Champion Awards: Rules listed at end of horse show section in fair catalog.

Coordinator: Rhonda and Bill McCardle
Box 101
Independence, KY 41051
(859) 356-3202

KENTON COUNTY FAIR & HORSE SHOWS BLUEGRASS PONY AND MULE PULL

WEDNESDAY, JULY 17, 2019
Pull Time 7:00pm.
(HORSE SHOW RING)

1. Classes: 950-2200 Split Double overweight
2. Light side pulls 12 ft between 12 ft ropes
3. Heavy side pulls 15 ft between 12 ft ropes
4. We will weigh ponies and mules at every pull unless pulls are 3 days or closer
5. Weighing will start 6 hours before the pull and end 1 hour before the pull starts
6. No more than 10 blocks will be added to each team between loads
7. No heading
8. 3 people between ropes per team
9. Time between pulls:
   3 minutes for the 1st
   2 minutes for the 2nd
   3 minutes for the 3rd
   You are allowed to pass the 1st and 2nd hook and spot the 3rd
   If you take your 2nd pull, you can't spot your 3rd
10. Entry fee is $20

Coordinator: Kelli Williams
PO Box 101
Independence, KY 41051
(859) 743-5720

KENTON COUNTY FAIR & HORSE SHOWS OPEN WESTERN PLEASURE AND ALL BREEDS HORSE SHOW

THURSDAY, JULY 18, 2019
Registration 6:00 p.m. – Show 7:00 p.m.

T1 Quarter Horse Halter All Ages
T2 Stock Horse Halter-Non Quarter Horse
T3 Showmanship
T4 Peewee Showmanship 12 & under (age on Jan 1st)
T5 Arabian in Hand Partbred
T6 Arabian in Hand Purebred
T7 Miniature Halter, Mare or Gelding
T8 Lead Line (Rider 6 years and under) (English or Western)

Century 21®
GARNER PROPERTIES

Healthy Smiles Build Amazing Confidence

- Orthodontics for Children, Adolescents and Adults
- Free initial consultation
- Most insurance accepted
- Flexible payment plans available

Janice Struckhoff, DDS, MS
859.356.6630·www.struckhoffortho.com
STRUCKHOFF ORTHODONTICS
1944 Declaration Dr.
Independence, KY
7500 Oakbrook Dr.
Florence, KY

T9 Walk Trot (Rider 10 years and under) (English or Western)
T10 Miniature Weanling/Yearling
T11 Hunt Seat Equitation, Adult
T12 Roadster Pony Juvenile (No Stallions)
T13 Miniature Multi-color (any sex)
T14 Miniature Mature (3 yrs. and over)
T15 Miniature Solid (any sex)
T16 Open Hunter Under Saddle
T17 Hunt Seat Equitation, Juvenile
T18 Road Pony Under Saddle
T19 Arabian English Pleasure--Purebred & Partbred
T20 Kenton Co. English Pleasure (Kenton Co. residents only)
T21 Hunt Seat Pleasure, Informal Attire
T22 Youth Western Pleasure Rider 18 years and under)
T23 Jr. Western Pleasure (Horse 5 years and under)
T24 Sr. Western Pleasure (Horse 6 years and older)
T25 Youth Horsemanship (18 years and under. Rail work only)
T26 Open Horsemanship (Rail work only)
T27 Kenton Co. Western Pleasure
T28 Open Western Pleasure (All Breeds)
T29 Mens Western Pleasure
T30 Ladies Western Pleasure
T31 Mom Pop Walk Trot (over 18 years)
T32 Paso Fino Performance
T33 ASB Show Pleasure
T34 Open Plantation Pleasure
T35 Paso Fino Pleasure
T36 Hackney Pony Pleasure Driving
T37 Amateur Country Pleasure
T38 Miniature Pleasure Driving
T39 Road Horse Under Saddle
T40 ASB Five-Gaited Pleasure
T41 Morgan English Pleasure
T42 Road Pony to Bike
T43 Open Equitation
T44 Morgan Pleasure Driving
T45 ASB Country Pleasure
T46 Arabian Western Pleasure--Purebred & Partbred
T47 Miniature Roadster
T48 Morgan Western Pleasure
T49 Road Horse to Bike
T50 Paso Fino Costume (must provide short story on your costume)
T51 Arabian Native Costume (must provide short story on your costume)

Class T8, T9 and T31 not eligible for any other riding class

Entry Fee $15.00. Payback $40.00 - $30.00 - $20.00 - $15.00 - $5.00

10th Annual Kenton County Fair Horse Shows High Point Champion & Reserve Champion

MEADE TRACTOR

Awards: Rules listed at end of horse show section in fair catalog.

- All Entries must have a current negative Coggin's Test & Health Papers.
- Kentucky requires Out-of-State horses to have Health certificates issued within 30 days of show. In-state horses must have a Health Certificate as required by Kentucky.
- Request for Tack Change must be made during registration.
- Tack Changes will be allowed **TWO** minutes only.
- Exhibitors can only show in Lead line **or** Walk trot, not both.

Affiliations: Kentucky Association of Fairs and Horse Shows
South Central Hackney Assoc.
Central Kentucky Horse Show Assoc.
Equine Roadster Cup
American Saddlebred Horse Assoc.

Coordinator: Kelli Williams
Box 101
Independence, KY 41051
(859) 743-5720
Email: kelli_bhwilliams@yahoo.com

KENTON COUNTY FAIR & HORSE SHOWS OPEN YOUTH & 4-H HORSE SHOW

SATURDAY, JULY 20, 2019

Registration 9:00 a.m. - Show 10:00 a.m.

Y1 - 4-H Jr. Showmanship (Eng. or West.) Must participate in order to show in other 4H classes.
Y2 - 4-H Sr. Showmanship (Eng. or West.) Must participate in order to show in other 4H classes.
Y3 - $50.00 Open Youth Showmanship
Y4 - Showmanship (8 years and under Kenton Co. youth only)
Y5 - 4-H Walk Trot English Equitation (all ages)
Y6 - 4-H Jr. English Equitation
Y7 - 4-H Sr. English Equitation
Y8 - 4-H Walk Trot English Pleasure (all ages)
Y9 - 4-H Jr. English Pleasure
Y10 - 4-H Sr. English Pleasure

Y11 - $50.00 Open Youth English Pleasure
Y12 - Lead Line (6 years and under Kenton Co. youth only)
Y13 - Walk Trot (8 years and under Kenton Co. youth only)
Y14 - 4-H Gaited Horsemanship/Equitation
Y15 - 4-H Gaited Pleasure
Y16 - 4-H Jr. Western Horsemanship
Y17 - 4-H Sr. Western Horsemanship
Y18 - 4-H Jr. Western Pleasure
Y19 - 4-H Sr. Western Pleasure
Y20 - $50.00 Open Youth Western Pleasure
Y21 - Open Youth Chin Apple
Y22 - Open Youth Egg & Spoon
Y23 - Open Pee Wee Poles (Walk Trot)
Y24 - Open Youth Poles
Y25 - 4H Jr. Poles
Y26 - 4H Sr. Poles
Y27 - Open Pee Wee Barrels (Walk Trot)
Y28 - Open Youth Barrels
Y29 - 4H Jr. Barrels
Y30 - 4H Sr. Barrels

- No entry fee for classes Y4,Y12,Y13 and all 4H classes.
- 4H classes are limited to Kenton County 4H only.
- All Kenton County youth must enroll in 4H, complete 6 hours of horse education with a certified leader and have turned in a Companion Animal project book by **Friday 4:30 p.m. July 5, 2019** to be eligible for 4H classes
- All Kenton County youth participating in a 4H horse project must first show in showmanship before they are eligible to show in any other 4H horse show class
- Classes Y3, Y11, Y20, Y21 through Y24, and Y27 & Y28 Entry-fee $5.00
- Payback $20-$15-$10-$5.

General rules will be posted day of show.

****HELMETS MUST BE WORN IN ALL OPEN YOUTH & 4H CLASSES**

****ALL 4HERS MUST PARTICIPATE IN SHOWMANSHIP TO BE ELIGIBLE FOR ANY OTHER 4H CLASSES**

****EXHIBITORS CAN ONLY SHOW IN LEAD LINE** or **WALK TROT, BUT NOT BOTH**

Coordinator: Kelli Williams
Box 101, Independence, KY 41051 (859) 743-5720
Email: kelli_bhwilliams@yahoo.com

- All Entries must have a current negative Coggins Test & Health Papers.
- Kentucky requires Out-of-State horses to have Health certificates issued within 30 days of show. In-state horses must have a Health Certificate as required by Kentucky.
- Request for Tack Change must be made during registration.
- Tack Changes will be allowed **TWO** minutes only.
- Each 4H member must have record books turned into the Extension Office no later than **July 5th by 4:30 p.m.**
- Each 4H member participating in horse activities must attend 6 hours of training conducted by 4H Horse certified volunteers in order to participate in any horse activity. 4H members who do not complete 4H Horse Certification hours will not be permitted to show or register a 4H Horse Project.

KENTON COUNTY FAIR HORSE SHOWS HIGH POINT CHAMPION & RESERVE CHAMPION

2019 GRAND CHAMPION HIGH POINT, $200 AWARD, **SPONSORED IDEAL FARM SUPPLY**
2019 RESERVE CHAMPION HIGH POINT, $100 AWARD, **SPONSORED BY KENTON COUNTY FAIR BOARD**

HIGH POINT RULES:

1) All entries from the Saturday Contest Show July 13 and Thursday July 18 Horse Shows are eligible to participate.
2) All entries will earn 1 point just for entering, PLUS additional points will be earned based on class placings as follows:
   1st place = 6 points, 2nd place = 5 points,
   3rd place = 4 points, 4th place = 3 points,
   5th place = 2 points, 6th place = 1 point
3) Points will be calculated based on horse and exhibitor combination. Exhibitor is responsible to ensure horse and exhibitor names are spelled exactly the same on all entries in all classes.
4) Exhibitor must include address on entry form to win an award.
5) Awards will be determined Saturday evening at the end of the Saturday Night Horse Show.
6) Champion award will be determined by the highest cumulative number of points earned combining all three shows. Reserve Champion will be determined by the second highest cumulative number of points earned combining all three shows. In the event of a tie, the tie breaker will be the Exhibitor having entered the most number of classes. If still a tie, the Champion and Reserve Champion money will be combined and split evenly.
7) Kenton County Fair Horse Shows High Point Champion will be awarded a prize and $200.
8) Kenton County Fair Horse Shows High Point Reserve Champion will be awarded a prize and $100.

Coordinator: Kelli Williams
Box 101

Independence, KY 41051
(859) 743-5720
Email: kelli_bhwilliams@yahoo.com

CHILDREN'S PETTING FARM DAILY AT THE 2019 KENTON COUNTY FAIR AND HORSE SHOW

JULY 15-20, MONDAY - SATURDAY
Children of ALL ages enjoy the chance to see and feed farm animals daily at the Kenton County Fair Petting Farm
Animals to see include cows, sheep, goats, chickens, rabbits and more!

FAMILY BARNYARD FUN NIGHT

SPONSORED BY FLORAL HILLS FUNERAL HOME AND MEMORIAL GARDENS
TUESDAY, JULY 16, 2019, 6:30 p.m.
FF - 1 - Stick Horse Costume (age 2-6).
Entry fee $2, Prize $20.
FF - 2 - Stick Horse Race (age 2-4).
Entry fee $2, Prize $20.
FF - 3 - Stick Horse Race (age 5-6).
Entry fee $2, Prize $20.
FF - 4 - Chicken Rodeo (age 3-5).
Entry fee $2 a team, Prize $20 a team.
FF - 5 - Greased Pig Contest (age 6 & under).
Entry fee $2, Prize $20.
FF - 6 - Greased Pig Contest (age 7-10).
Entry fee $2, Prize $20.
FF - 7 - Chicken Rodeo (age 6-8).
Entry fee $2 a team, Prize $20 a team.
FF - 8 - Greased Pig Contest (age 11-13).
Entry fee $2, Prize $20.
FF - 10 - Chicken Rodeo (age 9-10).
Entry fee $2 a team, Prize $20 a team.

1. Age determined as of contest date.
2. Chicken Rodeo - team consists of 2 children (no use of bags, hats, etc.)
3. Any unsportsmanlike conduct will not be tolerated.
4. All official decisions are final.
5. Enter at your own risk.
6. Kenton County Fair Board or other persons are not responsible for accidents.

BARNYARD OLYMPICS

SPONSORED BY STRUCKHOFF ORTHODONTICS AND CONNELY BROTHERS FUNERAL HOME
TUESDAY JULY 16, 2019 At conclusion of Family Barnyard Fun Event (Registration 6:30 p.m.)

Olympic Events

Egg Carry, Three-legged Race
Wheelbarrow Relay, Dizzy Bat

Obstacle Course

Rules

- Teams will consist of two people.
- Entry fee will be $10 per team.
- Participants must dress appropriately.
- Rules for each event will be posted and explained prior to each event.
- Participants will accumulate points for each event on the following scale: 1st-5 pt, 2nd-4pt, 3rd-3pt, 2nd-2pt, 1st-1pt.
- Teams accumulating most points win.
- In case of ties, teams will face off in tug of war.

Cash prizes for top 3 teams are:

1st-$60
2nd-$50
3rd-$40

FUTURE FARMER FUN

FRIDAY, JULY 19, 2019

Future Farmer Events

Registration begins at 5:30 p.m.
Events start at 6:00 p.m.

CLASSES: 1st, 2nd, 3rd

Corn Shucking
Crowing Like a Rooster
3 Legged Feed Sack Race
Sunflower Seed Spitting Contest

1.) Contest to be held in the Livestock Building.
2.) Class breakdowns determined day of event
3.) Trophies given for 1st, 2nd, 3rd place
4.) $1 Entry fee per event/child
5.) Contestants must be 9 years old or younger
6.) All props or items for contest will be supplied by Fair Board

All children will receive a ribbon
For more information call Brandy Kiser @ (859) 356-3035 or Kara Gurley (859) 322-0661

BB&T

CHILDREN'S PEDAL TRACTOR PULL

SPONSORED BY MEADE TRACTOR

FRIDAY, JULY 19, 2019
Registration begins at 6:45 p.m.
Pull starts AT 7:00 p.m.

CLASSES	1ST	2ND	3RD
1) 4-5 year old girls	15	10	5
2) 4-5 year old boys	15	10	5
3) 6-7 year old girls	15	10	5
4) 6-7 year old boys	15	10	5
5) 8-9 year old girls	15	10	5
6) 8-9 year old boys	15	10	5

RULES:

1.) Contest to be held in the Livestock Building.
2.) Entry fee $1.00 per child.
3.) Contestants must be 9 years old or younger on day of event.
4.) Tractor will be furnished by the Fair Board

All children will receive a ribbon
For more information call Brandy Kiser @ (859) 356-3035 or Kara Gurley (859) 322-0661

WOLFE BROS.RACING

PRESENTS

ATV & MOTORCYCLE DIRT DRAGS

Visit Wolfe Bros. Racing on the Web at www.WolfeBros.com

All Makes, Sizes, & Ages Welcome

SPONSORED BY MARSHALL AUTO GROUP
THURSDAY, JULY 18, 2019, 7:00 p.m.

Sign-ups start at 4:30 EST
Practice 5:30 p.m. Racing 7:00 pm.
Entry Fee-$10.00 per class, 75% Payback

Rules:

NO ALCOHOL ALLOWED! ZERO TOLERANCE

- Any rider or ATV that causes any damage to Wolfe Bros. Equipment will be held liable for damages.
- All riders must sign a release form before participating in event.
- All racers participate at their own risk.
- Any rider under 18 must have parent or legal guardian signature on release form.
- All riders must wear a DOT approved helmet and must be strapped on.
- Studs in tires are not allowed.
- Nitrous can be used in Open classes only. Main line must be disconnected in all other classes.
- Wheelie bars are allowed on quads only. (Except for classes 3, 9, 19)
- Panty race - you will go half track put on a pair of panties waist high then race to finish line. Single elimination.
- Double or single elimination determined by # of participants.

- Track will have boundaries. Out of bounds will be disqualification.
- When your number is called, you have 2 minutes to stage.
- Starting judge's decision is final.
- Override Mods (split trannys) may bump to next higher class **
- Dash for Cash - 100% class payout to first place.

Please ask for clarifications. After a couple of races, all classes will have a fast time. Any bike that breaks this time can be bumped to a higher class.

Additional rules are posted at www.wolfebros.com and at all of our races

Classes in order they will be run:

1. Junior Quad up to 125cc 2 Stroke - 200cc 4 Stroke (If 4 or more 50cc quads, we'll make their own class)
2. Junior Bikes 79cc or Less (If 4 or more 50cc bikes, we'll make their own class)
3. Stock ATV 2 & 4 Stroke (No tie downs, No race tires, No engine mods, and must have stock air box)
4. Open Outlaw (ATV, Bikes, Snowmobile)
5. UTV/Side by Side 800 and Below
6. UTV/Side by Side 1000 & Below
7. 4 Stroke Modified (Polaris Auto/ Blasters w/cut tranny) NO HYBRIDS AND NO STREET BIKE MOTORS.
8. 4 Stroke 350cc or less blaster/250 Trailblazers
9. Quads Only -2 Stroke OPEN (ATV Motors Only, No faster than 4.00 in 300ft., Quads faster than 4.00 in 300ft. are considered outlaw)
10. Trail Mod 4 Stroke (400 and above, No Alcohol, Nitro, Wheelie bar, Race Tires, Tie Downs, Must have 6 inch clearance)
11. 4 Stroke 400cc below modified
12. 4 Stroke 500cc below modified
13. Trail Mod 4 Stroke (400 & Below, No Alcohol, Nitro, Wheelie bar, Race Tire, Tie Downs, Must have 6 inch clearance)
14. Open Dash for Cash Winner takes all
15. County Class 2 and 4 stroke (No outlaw bikes - ID required)
16. Automatic (ATV Motors Only)
17. Bikes 80 to 150 cc and 4 Stroke (No 125 S stroke Please)
18. Bikes 2 & 4 (If 4 or More 125 or 250cc we'll make their own class)
19. Utility/250 Trailblazers
20. 2 Stroke Modified (Must use clutch to shift, No Mono Block or Cut Trany)

* Classes are subject to change
** Bikes may race only in class 2, 4, 14, 15, 17, 18.
***Cut tranys bump to the next higher cc class.

THERE WILL BE ABSOLUTELY NO PIT RIDING. IF CAUGHT YOU WILL BE DISQUALIFED WITHOUT WARNING AND ASKED TO LEAVE THE EVENT WITHOUT REFUND.

ANY RIDER OR ATV THAT CAUSES ANY DAMAGE TO WOLFE BROS. EQUIPMENT WILL BE HELD LIABLE FOR DAMAGES.

Any questions, rainouts or concerns, please call Trent Wolfe at (859) 640-1587, please leave message.

**Dates, Times, and Rules Subject to change.

TOP DOG PROMOTIONS PRESENTS
2019 Kenton County Fair Demo-Derby

MONDAY JULY 15 & TUESDAY JULY 16
@ 7:30 P.M.
ALL PRIZE MONEY GUARANTEED!!
Sponsored By: Holland Family of Restaurants

July 15th (Monday)
Mini Car Stock Front Wheel Drive Only
$45 ENTRY FEE
1st $800 + trophy
2nd $500 + trophy
3rd $200 + trophy
Maddog: Trophy
MINI CAR Circle Track Race
$30 Entry, 100% Payback
Plus $200 & Trophies

KIDS POWER WHEELS $10 entry and ALL kids get a trophy!
Call to sign up and get details on POWER WHEELS!!

Is there any interest in having RZR Side by Side Circle Track Race? 1 ON 1

July 16th (Tuesday)
Big Car Bone Stock Class
$45 Entry Fee
1st $1000 + trophy
2nd $500 + trophy
3rd $200 + trophy
Maddog: Trophy

Mini Madness Trucks/Vans/Cars Class
$45 Entry Fee
1st $700 + trophy
2nd $400 + trophy
3rd $200 + trophy
Maddog: Trophy

KIDS POWER WHEELS $10 entry and ALL kids get a trophy!
Call to sign up and get details on POWER WHEELS!!

Mini Car Circle Track Race $20 entry fee
100% PAYBACK plus $100

ALL JUDGES DECISIONS ARE FINAL
ALL TOP DOG RULES APPLY!!
RULES CAN BE FOUND AT
KentonCountyFair.com
Questions, contact John Peck 859-393-8693

KENTUCKY TRUCK TUGGERS PRESENT
2019 Kenton County Fair Truck Tug

WEDNESDAY JULY 17, 2019 @ 7:00 p.m.

2019 Classes

1) Light But Tough	4300 lb. 4WD
2) Standing Tall	5500 lb. 2WD
3) Big Boys	6000 lb. 4WD

Rules: kytrucktuggers.com/rules

For more information contact:
Melanie (502) 219 - 0806
Email: melaniewiley@rocketmail.com

KENTON COUNTY FAIR
TRUCK AND TRACTOR PULL

FRIDAY, JULY 19, AND SATURDAY JULY 20, 2019
Independence, Kentucky
Friday, July 19, 2019 7:00 p.m. EST. SPONSORED BY DONATO'S PIZZA
1) 2.5 DIESEL TRUCKS
2) 8500 LIGHT LIMITED PRO TRACTORS
3) SUPER STOCK 4x4 TRUCKS
4) 9000 COMBO TRACTORS
5) STREET DIESEL TRUCKS

Saturday, July 20, 2019 - 7:00 P.M. EST.
SPONSORED BY R.D. HOLDER OIL CO., LYKINS OIL CO. AND MEADE TRACTOR
1) 8500 LIGHT LIMITED PRO TRACTORS
2) 3.0 DIESEL TRUCKS
3) SEMI TRUCKS
4) SUPER STOCK 4x4 TRUCKS
5) OUTLAW SUPER STOCK TRACTORS

RULES:
1. All classes sanctioned by **BATTLE OF THE BLUEGRASS PULLING SERIES**.
2. Line-up of classes may change each night.
3. **JUDGES RULING IS FINAL.**
4. For more information about **BATTLE OF THE BLUEGRASS** CALL: Kevin Fulks, 391-2991
5. Complete Rules can be found at http://www.bluegrasspulling.com/rules/
6. Fair Board is not responsible for accidents or damages. NO ALCOHOL OR DRUGS ALLOWED.

SPONSORS
Lykins Oil Co. - for fuel
R. D. Holder Oil Co. - for fuel
Flaig Welding
Patriot Motor Sports - for pulling sled
MEADE TRACTOR** - for track equipment



TRUCK AND TRACTOR PULL PRIZE GIVEAWAY
A special thank-you to **DONATOS PIZZA for providing prizes to be given away Friday Night during the pulls!**

SKYLINE CONEY EATING CONTEST

SATURDAY JULY 20
During Demolition Derby, SPONSORED BY SKYLINE
Contestants will be challenged to eat a predetermined number of delicious Skyline coneys. Whoever completes this feat in the least amount of time will be declared the 2019 Kenton County Fair Coney Eating Champion!

GARDEN TRACTOR PULL

SPONSORED BY TRUCK AND TRAILER SUPPLY
SATURDAY, JULY 20, 2019, 10:00 a.m. WEIGH-IN 9:00 a.m.
Classes:
750 lb. Jr. Stock Division
950 lb. Stock Division
1050 lb. Heavy Stock Division
Rules:
1) Northern Kentucky Tractor Puller's rules will apply.
2) Class 1 is for 10 HP and under
3) Class 2 is for 20 HP and under
4) Class 3 is for 20 HP and under
5) Fair Board is not responsible for accidents or damage.

For more information call Coordinator, Cap Kiser 859-250-5416

KENTON COUNTY FARM TRACTOR DEAD-WEIGHT PULL

SUNDAY JULY 21, 2019 10:00 A.M.
Weigh-In 9:00 A.M.
Classes:
6,000-9,000 LB. PERCENTAGE PULL
Trophy to the winner and heavy load winner
80% payback
RULES:
1. Northern Kentucky Tug Pullers Rules apply.
2. All contestants use lower gate entrance.
3. No gate admission on Sunday.
4. Kenton County Fair Board is not responsible for any accidents or damages.

NO ALCOHOL OR DRUGS ALLOWED.
For more information call 859-391-4738

OPEN BEEF SHOW

MONDAY, JULY 15, 2019 - 6:30 p.m.
Registration & Weigh-in from 5:30 P.M. - 6:00 p.m.
Angus, Chianina, Gelbvieh, Hereford, Limousin, Shorthorn, Simmental, Other Purebreds, and Crossbreds. Market classes will be determined on day of show, pending number of entries and weight.
Breed Champion - Ribbon only
Registration papers are required on Production Purebreds

BULLS
Jr. Bull Calf - .....born after January 1, 2019
Sr. Bull calf - .....September 1 - December 31, 2018
Summer Yearling Bull - ..... May 1 - August 31, 2018
Jr. Yearling Bull - .....January 1 - April 30, 2018
Sr. Yearling bull - September 1- December 31, 2017
Champion of Breed (Ribbon Only)
Reserve Champion of Breed (Ribbon Only)
Bull Overall Grand Champion
Bull Overall Reserve Grand Champion

HEIFERS
Jr. Heifer Calf - ……born After January 1, 2019
Sr. Heifer Calf - ……September 1 - December 31, 2018
Summer Yearling Heifer - ……May 1 - August 31, 2018
Jr. Yearling Heifer - ……January 1 - April 30, 2018
Sr. Yearling Heifer - …September 1 - December 31, 2017
Producing Cow - …….any age (with calf by side)
Champion of Breed (Ribbon Only)
Reserve Champion of Breed (Ribbon only)
Female Overall Grand Champion Female
Female Overall Reserve Champion Female
Premiums are 1st place $20, 2nd place $15, and 3rd place $10.

DONATOS PIZZA

WHIT'S FROZEN CUSTARD®
Made Fresh Daily

CATTLE NOT CONFORMING TO AGE AND BREED CATEGORIES INELIGIBLE TO SHOW

MARKET STEERS (Shown by weight-judge breaks classes night of show)
Market Steer Classes: Small Frame - Medium Frame - Large Frame
- Grand Champion Market Steer
- Reserve Champion Market Steer
$50.00 for Grand Champion Market Steer
$30.00 for Reserve Champion Market Steer

OPEN POULTRY SHOW

THURSDAY, JULY 18, 2019 (7:00 p.m. or after 4-H Show) (Reg. 6:30 p.m.)
OP2 - Chicken, Cock - meat or laying
OP3 - Chicken, Hen - meat or laying
OP4 - Chicken, Cock - Fancy
OP5 - Chicken, Hen - Fancy
OP6 - Chicken, Cock - Banham
OP7 - Chicken, Hen - Banham
OP9 - Chicken, Pen of 4 Meat
OP10 - Chicken, Pen of Hen and Chicks
OP11 - Chicken, Rooster Crowing
OP12 - Duck, Drake
OP13 - Duck, Hen
OP15 - Goose, Gander
OP16 - Goose, Hen
OP18 - Turkey, Cock
OP19 - Turkey, Hen
OP21 - Other Poultry - Cock
OP22 - Other Poultry - Hen
OP25 - Costume Class
Open Costume Premiums: 1st - $15; 2nd - $10; 3rd - $5
Class Champions participate for Species Champion (ribbon only)
Species Champions participate for Champion Poultry (ribbon only)

Connley Brothers Funeral Home

11 East Southern Avenue
Covington (Latonia), Kentucky, 41015

Phone (859) 431-2241

OPEN RABBITS

SATURDAY JULY 20, 2019 (Show 10:00 a.m. or 30 minutes post conclusion of 4H Show which ever time is later. Registration at conclusion of 4-H Show.)
When ten or more rabbits of any breed are shown under "Other Breeds" they will be listed as a separate breed class the following year. If less than five rabbits of any listed breed are shown, they may be dropped as a separate breed and shown under "Other Breeds" the following year.

OR6 - Lionhead - Sr. Buck
OR7 - Lionhead - Sr. Doe
OR8 - Lionhead - Jr. Buck
OR9 - Lionhead - Jr. Doe
OR10 - Lionhead Best of Breed / Best Opposite
OR11 - Mini Lop - Sr. Buck
OR12 - Mini Lop - Sr. Doe
OR13 - Mini Lop - Jr. Buck
OR14 - Mini Lop - Jr. Doe
OR15 - Mini Lop - Best of Breed / Best Opposite
OR16 - Mini Rex - Sr. Buck
OR17 - Mini Rex - Sr. Doe
OR18 - Mini Rex - Jr. Buck
OR19 - Mini Rex - Jr. Doe
OR20 - Mini Rex - Best of Breed / Best Opposite
OR21 - Mini Satin - Sr. Buck
OR22- Mini Satin - Sr. Doe
OR23 - Mini Satin - Jr. Buck
OR24 - Mini Satin - Jr. Doe

Highland & Independence Cemeteries

Before you purchase your gravesites, mausoleum crypts, cremation niches, lawn crypts, grave markers, please give us a call. We are a non-profit and our pries could save you hundreds of dollars when compared to privately owned cemeteries. We will gladly quote you all of our prices, never surprising you with hidden costs or high-pressure sales.

QUESTIONS TO ASK WHEN PURCHASING GRAVESITES:

1. **What is the gravesite/mausoleum price range and what are the differences?**
2. **What is the opening and closing charge (digging of the grave)?**
3. **Is there an extra charge to have a graveside service?**
4. **What are your cremation burial options?**
5. **Is there a charge to have a committal service in the chapel?**
6. **Is perpetual care included in all sales?**
7. **Do you have 3-year interest free payment plans?**
8. **Do you charge more at the time of a death than you do for a purchase in advance?**
9. **Do you allow above ground markers and monuments?**
10. **What are your monument/marker foundation and installation charges?**

Please as these important questions to avoid hidden costs and potential heartache while making such a sensitive and permanent decision. We will always answer any of your questions over the phone.

Call us at (859) 331-3220.
Visit our website at: www.highlandcemetery.com
email us: office@highlandcemetery.com

OR25 - Mini Satin - Best of Breed / Best Opposite
OR26 - Netherland Dwarf - Sr. Buck
OR27 - Netherland Dwarf - Sr. Doe
OR28 - Netherland Dwarf - Jr. Buck
OR29 - Netherland Dwarf - Jr. Doe
OR30 - Netherland Dwarf - Best of Breed / Best Opposite
OR31 - Rex - Sr. Buck
OR32 - Rex - Sr. Doe
OR33 - Rex - Jr. Buck
OR34 - Rex - Jr. Doe
OR35 - Rex - Best of Breed / Best Opposite
OR36 - Other 4-Class Breed - Sr. Buck
OR37 - Other 4-Class Breed - Sr. Doe
OR38 - Other 4-Class Breed - Jr. Buck
OR39 - Other 4-Class Breed - Jr. Doe
OR40 - Other4-Class Breeds - Best of Breed / Best Opposite
OR41 - California - Sr. Buck
OR42 - California - Sr. Doe
OR43 - California - 6-8 Buck
OR44 - California - 6-8 Doe
OR45 - California - Jr. Buck
OR46 - California - Jr. Doe
OR47 - California - Best of Breed / Best Opposite
OR48 - New Zealand - Sr. Buck
OR49 - New Zealand - Sr. Doe
OR50 - New Zealand - 6-8 months Buck
OR51 - New Zealand - 6-8 months Doe
OR52 - New Zealand - Jr. Buck
OR53 - New Zealand - Jr. Doe
OR54 - New Zealand - Best of Breed / Best Opposite
OR55 - Silver Fox - Sr. Buck
OR56 - Silver Fox - Sr. Doe
OR57 - Silver Fox - 6-8 Buck
OR58 - Silver Fox - 6-8 Doe
OR59 - Silver Fox - Jr. Buck
OR60 - Silver Fox - Jr. Doe
OR61 - Silver Fox - Best of Breed / Best Opposite
OR62 - Other 6-Class - Sr. Buck
OR63 - Other 6-Class - Sr. Doe
OR64 - Other 6-Class - 6-8 Buck
OR65- Other 6-Class - 6-8 Doe
OR66 - Other 6-Class - Jr. Buck
OR67 - Other 6-Class - Jr. Doe
OR68 - Other 6-Class - Best of Breed / Best Opposite
OR69 - Mixed Breed - Sr. Buck
OR70 - Mixed Breed - Sr. Doe
OR71 - Mixed Breed - Jr. Buck
OR72 - Mixed Breed - Jr. Doe
OR73 - Mixed Breed - Best of Breed / Best Opposite
OR74 - Best in Show/Reserve in Show
OR75 - Meat Rabbit - Pen of 3

CREATIVE WRITING CONTEST RULES

1. All entries must be accompanied by a completed Entry Form.
2. Entries may be made by:
   A. MAIL: Received on or before Wednesday, July 10, 2019 **(Address: Kenton County Fair Association, Inc, P.O. Box 101, Independence, KY 41051)**
   B. IN PERSON - Entries will be received at registration of open class exhibits at the Kenton Co. Fair grounds between 1-3 PM, Sunday, July 14, 2019.
3. All entries must be identified with an exhibitor number. Call the Kenton County Cooperative Extension Service Office before mailing entry to obtain a fair exhibitor number via phone. Exhibitor numbers may also be obtained prior to registration if entering in person at fair grounds on Sunday, July 14, 2019.
4. Creative Writing Contest is "Open to the World".
5. List of winners will be displayed in Durr Exhibit Hall after 5 p.m. on Tuesday July 16, 2019.
6. All entries will be displayed at the Independence Branch of Kenton County Library after Kenton County Fair has ended.
7. Ribbons and checks may be picked up from 12 noon -2 PM on Sunday, July 21, 2019 at Kenton County Fairgrounds.
8. Entries will be kept by the Kenton County Fair. Please be sure and make a personal copy.
9. Entrants under the age of 10 may submit neatly hand printed items. All other entries must be typed (double spaced).
10. All entries must have been written between July 15, 2018, and July 15, 2019.
11. DO NOT put a name on the manuscript; name will be on entry form.
12. Maximum word length for all entries is 1500 words.
13. Only one entry per category.
14. Judging is based on originality, creativity and language skills. Judges' decision is final. All judges' names are kept confidential. Questions should be directed to coordinator.

CLASS A. AGE 5-6

CW-1 Picture Book – hand written
Subject matter suggested, but not limited, to family, friends, animals, fantasy, etc. 5.00 3.00 2.00
CW-2 Computer Generated Picture Book 5.00 3.00 2.00

CLASS B. AGE 7-9

CW-1 Poetry 5.00 3.00 2.00
CW-2 Non-fiction 5.00 3.00 2.00
CW-3 Fiction 5.00 3.00 2.00
CW-4 Personal Narrative 5.00 3.00 2.00

CLASS C. AGE 10-13

CW-1 Poetry 5.00 3.00 2.00
CW-2 Non-fiction 5.00 3.00 2.00
CW-3 Fiction 5.00 3.00 2.00
CW-4 Personal Narrative 5.00 3.00 2.00

CLASS D. AGE 14-18

CW-1 Poetry 5.00 3.00 2.00
CW-2 Non-Fiction 5.00 3.00 2.00

2019 KENTON COUNTY FAIR CREATIVE WRITING ENTRY FORM

(All entries must be submitted with an entry form.) ***PLEASE PRINT***

Exhibitor #: _____

Name: _____

Address: _____

Phone: _____

Email: _____

Age:_____
Please state exact age as of January 1, 2019.

Class: _____

Category: _____

Title: _____

I certify that submitted entry is my original work and was completed after July 15, 2018.
Signature of Creative Writer:

_____
(Parent or guardian must sign if author under age of 18.)

CW-3 Fiction 5.00 3.00 2.00
CW-4 Inspirational 5.00 3.00 2.00
CW-5 Personal Narrative 5.00 3.00 2.00

CLASS E. ADULT: AGE 19 - 64

CW-1 Poetry 5.00 3.00 2.00
CW-2 Non-Fiction 5.00 3.00 2.00
CW-3 Fiction 5.00 3.00 2.00
CW-4 Inspirational 5.00 3.00 2.00
CW-5 Personal Narrative 5.00 3.00 2.00

CLASS F. ADULT: AGE 65 PLUS

CW-1 Poetry 5.00 3.00 2.00
CW-2 Non-Fiction 5.00 3.00 2.00
CW-3 Fiction 5.00 3.00 2.00
CW-4 Inspirational 5.00 3.00 2.00
CW-5 Personal Narrative 5.00 3.00 2.00

CLASS G. ALL AGES

CW-1 Special Short Story Contest (fiction or non-fiction) 5.00 3.00 2.00

Theme: "If you could have dinner with anyone (past or present), who would it be and why?"

SPONSORED BY: Kenton County Fair Board
Coordinator: Laine Marshall 859-322-7119

KENTON COUNTY FINE ART EXHIBIT

Categories:

FA - 1 Paintings: Oil, Acrylic
FA - 2 Paintings: Watercolor
FA - 3 Drawings: Pastels, Colored Pencil, Etc.
FA - 4 Drawings: Black & White, Pencil, Etc.
FA - 5 Computer Generated Art
FA - 6 Mixed Media: Collage and any Combination of Media
FA - 7 Three Dimensional Original Art: No Greenware or Kits
FA - 8 3-D Painting using shaped rock found from nature; painting subject and presentation should relate to rock. Cannot exceed 12 inches in length or height. Any media accepted
FA - 9 Crayon or Marker Drawing (Only Children ages 4-5 eligible
FA-10 Drawing/Painting/Craft (Only Special Needs Artists eligible)
FA - BOS Best of Show: Taken From Each Class
FA - SN-BOS
FA - O-BOS Overall Best of Show

Classes:

Preschool
PS children ages 4-5 (This age group only eligible for category **FA-9** and class is ribbon only)
Children
C1 grades 1 thru 3
C2 grades 4 thru 6
Junior
J1 grades 7 thru 9
J2 grades 10 thru 12
A1 Adult (Age 19-64)
S1 Seniors 65+
SN Special Needs Artist (Any age special needs artist only eligible for classes **FA-10** and **FA-SN -BOS**)

RULES

1. Limit of 2 entries per category per person
2. Ribbons to first, second and third place in each category $6.00, $4.00, $2.00. Category **FA-9** is ribbon only and is only open to children 4-5 years of age.
3. Best of Show chosen from each class group: $10.00
   Note: a purple ribbon is not a money prize in this category
4. Overall Best of Show chosen from all Art Exhibits: $25.00
5. No entries will be pre-judged.
6. Entry Deadline: Sunday, July 14, 2019, 1:00 - 3:00 P.M.
7. All art work must be original and done by the artist only (No marks by any other person on work). Work must be completed between 8/2018 - 7/2019.
8. Decisions of judges will be final.
9. NO RULE CHANGES WILL BE CONSIDERED.
10. Open to all residents of Kentucky.
11. Kenton County Fair is not responsible for loss or damage.
12. The Fair will not act as a selling agent. No article can be exhibited with a "For Sale" tag attached.
13. As a courtesy to all registering, only one person's works will be registered at a time.
14. No art work will be accepted unless it is equipped with a frame or a mat that surrounds the subject. **Art must be affixed with screw eyes and wire for hanging or set up suitable for hanging.**
15. To best accommodate hanging of art work, it is recommended that work be firmly attached to hard mat board only.

Fine Art Committee: Laurie Groseclose 859-647-1822

Steve's Automotive Repair Inc.

Steve Wright • *Pres.*



3488 Senour Rd.
Phone (859) 356-3000 *Covington, KY 41051*

KENTON COUNTY PHOTOGRAPHY

We continue to strive to improve this growing category of interest for the Kenton County Fair & Horse Show. Volunteer assistance is welcome for planning and fair week activities. If interested call Cathy Mains at 859-512-9882.

DIVISIONS

Color Division

PC1 – Photo Story Board/Photo Journalism-Photos must stand alone in telling a story. No less than 3 photos and no more than 6 photos.
PC2 – Inanimate Structure Capturing a Face-like Image (eyes, nose mouth)
PC3 – A Visit to a US National Park (Identify Location)
PC4 – Nature: Scenery, Landscapes, Landmarks
PC5 – Nature: Large Non-farm Animals, Fish, Insects or Small Animals
PC6 – Still Life
PC7 – Portrait-Posed or Candid

Black & White Division

PBW1 – Photo Story Board/Photo Journalism-Photos must stand alone in telling a story. No less than 3 photos and no more than 6 photos.
PBW2 – Inanimate Structure Capturing a Face-like Image (eyes, nose mouth)
PBW3 – A Visit to a US National Park (Identify Location)
PBW4 – Nature: Scenery, Landscapes, Landmarks
PBW5 – Nature: Large non-Farm Animals, Fish, Insects or Small Animals
PBW6 – Still Life:
PBW7 – Portrait-Posed or Candid
PBW8 - A Day at the Zoo (Animals only)
PBW9 - A Day at the Zoo (Other zoo sites, no animals)

Feature Photography Division

PF1 – Digital Collage-multiple images cropped, resized & combined into one image- minimal size is 8"X10", completed using computer program
PF2 - Photography Collage (using individual already-printed photos to tell a story or present a total photo image)(judging based on imagery, creativeness, & quality)
PF3 – Digital Illustration-single heavily edited 8" X 12" image, dramatic editing & changes may include cropping, sharpening/blurring, brightness/contrast, addition/removal, change in color, use of filters and effects. ***Attach note card to back describing editing techniques & copy of original print**.
PF4 - Monochrome Photo (other than Black & White)

Video Division-Attach written statement: Why is it worth sharing, what did it mean to you?
PV5 - Video Story (self)
PV6 - Video Story (nature)
PV7 - Video Story (global travel)
PV8 - Video Story (farming in Kenton County)

CLASSES: Age as of January 1, 2019

CH - Child (Age 3-6), Ribbon Only-Entries in all categories from a child in this age group will be accepted for exhibition BUT will not be judged competitively.
C1 – Children (Age 7-9)
C2 – Children (Age 10-13)
J1 – Junior (Age 14-18)
A1 - Adult (Age 19-64)
S1 – Seniors (Age 65 plus)

TEWES FARM
Dan Tewes, Owner
2801Crescent Springs Rd., Erlanger, KY 41018
859-341-8844

Heritage BANK

RULES

1. Contest open to all amateur photographers. (Any person who derives any income from any phase of photography is considered a professional and not eligible in the amateur showing.)
2. Photos and videos must have been taken by entrant from July 15, 2018 through July 14, 2019.
3. Open to all residents of Kentucky.
4. Only one photo entry per category.
5. No photo of same subject may be entered in two different categories.
6. Photo entries **must be mounted securely and displayed on sturdy mat board** appropriate in size to photo. Rubber cement or dry mounting tissue is recommended. DO NOT use photo mounting corners. ***No entries will be accepted in frames or with glass.***
7. All video submissions must be 30-60 seconds and submitted on thumb/flash drive. ***Do not use copyrighted materials.***
8. Nature category may be divided into various sub-categories for judging at the discretion of Fair coordinators and judges: (i.e. nature/animal; nature/fish; etc.)
9. The Kenton County Fair Association will make every reasonable effort to provide for the protection of the exhibits; however, they are not responsible for damage and accidents.
10. Registration will be with a number assigned to each exhibitor. If you have participated at the Kenton County Fair in previous years, you will use the same number previously assigned. If you are a new exhibitor, you must obtain a number. To obtain information on your past number, or to register for a new exhibitor number, call the Kenton County Extension Office at 859-356-3155.

JUDGING

1. Decision of judges is final.
2. Photography Judging will be based on: (1) composition, (2) creativity, (3) challenge of subject matter, (4) story telling quality, (5) technical (focus & exposure, (6) impact

AWARDS

Class Winners:
1st-Blue ribbon-$6.00, 2nd-Red ribbon-$4.00, 3rd-White ribbon-$2.00
Division Winners
PB1: Best of Show in Classes: ribbon-$10.00
Overall Best of Show: ribbon-$25.00

Coordinator: Cathy Kunkel-Mains (859) 512-9882: Amy Wilburs

HOME ECONOMICS OPEN CLASS

- Entries must be made by the exhibitor within the past year and must be registered under exhibitor's (maker's) name.
- Each exhibitor may enter only one entry per class.
- Entries are to be registered between 1:00 and 3:00 P.M. on Sunday, July 14, 2019. Entry times will be strongly enforced.
- Food entries will be judged Sunday afternoon. All other entries will be judged on Monday, July 15th. Exhibit will be closed during judging.
- ENTRIES MUST BE PICKED UP AT THE FAIRGROUNDS BETWEEN 12:00 AND 2:00 P.M. ON SUNDAY, JULY 21st.
- Three places will be awarded in all classes. ENTRIES NOT CONFORMING TO INSTRUCTIONS WILL BE DISQUALIFIED.
- Best of Class will be awarded in each main category.
- One $25.00 Best of Show Award will be presented. This is sponsored by the Kenton County Extension Homemakers.
- A special award will be presented to the Kenton County Cooperative Extension Services Homemaker Club with the highest percentage of member participation in the **Open Class Home Economics Exhibits. You must mention your name and your homemaker club name when entering your items to be counted.** The winning club will receive $25.00 from the Kenton County Fair Board.
- All exhibits not claimed within 2 weeks of the close of the fair will be discarded or donated to charity. Call 356-3155 to claim items.
- Fair board members and workers are not responsible for lost or damaged items.
- Blue and Purple Ribbon winners are invited to display their items at the Kenton County Library-Durr Branch immediately following our

fair week. Details will be available at registration.
- All entries must remain on display in building at Kenton County Fair Grounds for entire week of fair

CLOTHING CONSTRUCTION, OPEN CLASS

CL-1 Vests	3.00	2.00	1.00
CL-2 Apron	6.00	4.00	2.00
CL-3 Street Length Dress	6.00	4.00	2.00
CL-4 Floor Length Dress	6.00	4.00	2.00
CL-5 Adult's Blazer	8.00	6.00	3.00
CL-6 Skirt	6.00	4.00	2.00
CL-7 Blouse or Shirt	6.00	4.00	2.00
CL-8 Lady's or Man's Suit	10.00	8.00	5.00
CL-9 2-Piece Outfit	8.00	6.00	3.00
CL-10 Infant or baby clothing item	6.00	4.00	2.00
CL-11 Children's Dress Clothes	8.00	6.00	3.00
CL-12 Children's Play Clothes	6.00	4.00	2.00
CL-13 Clothing Item/ Outfit made from knit fabric (cotton, polyester, T-shirt, etc.)	6.00	4.00	2.00
CL-14 Formal Wear	10.00	8.00	5.00
CL-15 Embellished clothing w/ purchased clothes (embroidered, sequined, etc.)	10.00	8.00	5.00
CL-16 Embellished clothing (using clothes made by individual)	10.00	8.00	5.00
CL-17 Pajamas	6.00	4.00	2.00
CL-18 Costume	8.00	6.00	3.00
CL-19 Slacks	6.00	4.00	2.00
CL-20a Machine Embroidered shirt or blouse	6.00	4.00	2.00
CL-20b Machine Embroidered home accessory (towel, tablecloth, etc)	6.00	4.00	2.00
CL-20c Machine Embroidery, other	6.00	4.00	2.00
CL-21 Clothing Accessory Item (collar, etc)	6.00	4.00	2.00
CL-22 Fabric Accessory Other (purse, etc)	6.00	4.00	2.00
CL-23 Recycled Clothing Item (must use 50% or more recycled materials)	6.00	4.00	2.00
CL-24 Fleece clothing item	6.00	4.00	2.00

*Best of Class Sponsored by:
Kenton County Homemakers

FOOD, OPEN CLASS

- All items must be entered on paper plates or disposable pans, enclosed in plastic bag, and clearly labeled with name of product.
- See number or portion of product needed in parenthesis after each class. No cream or frozen products accepted.
- After judging, excess food will be donated to the needy.

In an effort to encourage participation in yeast related baking, RED STAR® will provide yeast and coupons for all contestants in any of the food categories. In addition, they will provide three RED STAR® merchandise award items to be given to the 1st, 2nd and 3rd place winners in the yeast bread categories.
PLEASE NOTE - to be eligible to win the RED STAR® yeast prizes, contestants must use RED STAR® yeast and attach an empty packet or photo to their recipe entry.

RED STAR®

Category: QUICK BREADS AND YEAST BREADS

F-1 Coffeecake (1/2 cake)	6.00	4.00	2.00
F-2 Yeast Bread (1/2 loaf) or Yeast Rolls (3)	6.00	4.00	2.00
F-3 Quick Bread (1/2 loaf-such as banana or nut)	6.00	4.00	2.00
F-4 Biscuits (3)	6.00	4.00	2.00
F-5 Muffins (3)	6.00	4.00	2.00
F-6 Scones (3)	6.00	4.00	2.00
F-7 Bread Machine Product (1 loaf)	6.00	4.00	2.00


Floral Hills Funeral Home
&
Memorial Gardens
(859) 356-2151
www.floralhillsmemorialgardens.com

Category: DESSERTS

F-8 White or Yellow Cake, Iced (1/4)	6.00	4.00	2.00
F-9 Chocolate Cake, Iced (1/4 cake)	6.00	4.00	2.00
F-10 Jam Cake, Iced (1/4 cake)	6.00	4.00	2.00
F-11 Pound Cake (1/4 cake)	6.00	4.00	2.00
F-12 Angel Food Cake (1/4 cake)	6.00	4.00	2.00
F-13 Any Other Cake (1/4 cake)	6.00	4.00	2.00
F-14 Decorated Layer Cake or Cake Form-Amateur	6.00	4.00	2.00
F-15 Decorated Cupcakes-Amateur	6.00	4.00	2.00
F-16 Bar Cookies or Brownies (3)	6.00	4.00	2.00
F-17 Oatmeal Cookies	6.00	4.00	2.00
F-18 Sugar Cookies (3)	6.00	4.00	2.00
F-19 Chocolate Chip Cookies (3)	6.00	4.00	2.00
F-20 Any Other Cookies (3)	6.00	4.00	2.00
F-21 Decorated or Fancy Cookies (3)	6.00	4.00	2.00
F-22 Fruit Pie (1/2 pie) homemade crust	6.00	4.00	2.00
F-23 Fruit Pie (1/2 pie) commercially made crust	6.00	4.00	2.00
F-24 Any Other Pie (1/2 pie) homemade crust	6.00	4.00	2.00
F-25 Any Other Pie (1/2 pie) commercially made crust	6.00	4.00	2.00
F-26 Fudge, any one kind (3 pieces)	6.00	4.00	2.00
F-27 Cream Candy (3 pieces)	6.00	4.00	2.00
F-28 Candy, any other kind (3 pieces)	6.00	4.00	2.00
F-29 Diabetic Candy, any kind (3 pieces)	6.00	4.00.	2.00
F-30 Any other diabetic baked good (3 pc. or 1/4 cake or bread)	6.00	4.00	2.00
F-31 Gluten free baked item (recipe must be included with entry)	6.00	4.00	2.00
F-32 Healthier Modified Recipe-any baked item with reduced fat or sugar (recipe with modifications noted must be included with entry)	6.00	4.00	2.00
F-33 Any Other Dessert	6.00	4.00	2.00

Best of Class Sponsored by:
Kenton County Homemakers

Category: CANNING

- All entries must be made within the last year.
- Only entries canned using current USDA recommended procedures and containers will be accepted. USDA recommended procedures available by calling Cooperative Extension Service in Kenton County (356-3155).
- Foods **must** be entered in pint or quart jars, and will be opened at the discretion of the judge. **Exception-soft spreads may be entered in 1/2 pint jars. No freezer or refrigerator soft spreads will be accepted.

F-34 Applesauce	6.00	4.00	2.00
F-35 Peaches	6.00	4.00	2.00
F-36 Other Canned Fruit	6.00	4.00	2.00
F-37 Tomatoes	6.00	4.00	2.00
F-38 Tomato Juice	6.00	4.00	2.00
F-39 Beets	6.00	4.00	2.00
F-40 Green Beans	6.00	4.00	2.00
F-41 Carrots	6.00	4.00	2.00
F-42 Other Canned Vegetable	6.00	4.00	2.00
F-43 Fruit butters, any kind	6.00	4.00	2.00
F-44 Pickles, dill	6.00	4.00	2.00
F-45 Pickles, sweet	6.00	4.00	2.00
F-46 Pickles, bread & butter	6.00	4.00	2.00
F-47 Beet Pickles	6.00	4.00	2.00
F-48 Any Other Pickles	6.00	4.00	2.00
F-49 Sweet Relish	6.00	4.00	2.00
F-50 Ketchup, Chili Sauce or BBQ Sauce	6.00	4.00	2.00
F-51 Salsa	6.00	4.00	2.00
F-52 Fruit Jelly (Apple, Blackberry, Grape, or any other)	6.00	4.00	2.00
F-53 Fruit Jam (Strawberry, Raspberry, or any other)	6.00	4.00	2.00
F-54 Fruit Preserves (Peach, Pear, Tomato, or any other)	6.00	4.00	2.00
F-55 Any dried fruit or vegetable	6.00	4.00	2.00

NEEDLEWORK, OPEN CLASS

Items must have been finished within the past year.

N-1 Knitted baby blanket	6.00	4.00	2.00
N-2 Knitted item or outfit for baby	6.00	4.00	2.00
N-3 Knitted socks	6.00	4.00	2.00
N-4 Knitted scarf	6.00	4.00	2.00
N-5 Knitted sweater	6.00	4.00	2.00
N-6 Knitted toy	6.00	4.00	2.00
N-7 Knitted purse	6.00	4.00	2.00
N-8 Knitted Christmas stocking	6.00	4.00	2.00
N-9 Knitted Winter Accessory (gloves, hat, mittens)	6.00	4.00	2.00
N-10 Knitted shawl	6.00	4.00	2.00
N-11 Knitted afghan	6.00	4.00	2.00
N-12 Knitted home accessory	6.00	4.00	2.00
N-13 Other knitted item	6.00	4.00	2.00
N-14 Crocheted socks	6.00	4.00	2.00
N-15 Crocheted scarf	6.00	4.00	2.00
N-16 Crocheted toy	6.00	4.00	2.00
N-17 Crocheted purse	6.00	4.00	2.00

N-18 Crocheted Christmas stocking 6.00 4.00 2.00
N-19 Crocheted winter accessory 6.00 4.00 2.00
N-20 Crocheted shawl 6.00 4.00 2.00
N-21 Crocheted sweater 6.00 4.00 2.00
N-22 Crocheted item or outfit for baby 6.00 4.00 2.00
N-23 Crocheted home accessory 6.00 4.00 2.00
N-24 Crocheted afghan, ripple pattern 6.00 4.00 2.00
N-25 Crocheted baby afghan 6.00 4.00 2.00
N-26 Crocheted granny square afghan 6.00 4.00 2.00
N-27 Crocheted afghan, any other pattern 6.00 4.00 2.00
N-28 Special crochet techniques (broomstick, hairpin lace, Irish lace, filet) 6.00 4.00 2.00
N-29 Other crocheted item 6.00 4.00 2.00
N-30 Handspun yarn-1ball 6.00 4.00 2.00
N-31 Hand dyed yarn-1 ball 6.00 4.00 2.00
N-32 Needlepoint item 6.00 4.00 2.00
N-33 Needlepoint on plastic canvas 6.00 4.00 2.00
N-34 Crewel embroidery 6.00 4.00 2.00
N-35 Counted Cross-Stitch embroidery 8-16 count 6.00 4.00 2.00
N-36 Counted cross-stitch embroidery 18-22 count 6.00 4.00 2.00
N-37 Counted cross-stitch embroidery over 22 6.00 4.00 2.00
N-38 Small counted cross-stitch item-8" or smaller 6.00 4.00 2.00
N-39 Cross-stitch embroidery 6.00 4.00 2.00
N-40 Hand embroidered item 6.00 4.00 2.00
N-41 Candlewick 6.00 4.00 2.00
N-42 Tatting 6.00 4.00 2.00
N-43 Swedish weaving 6.00 4.00 2.00
N-44 Hardanger embroidery 6.00 4.00 2.00
N-45 Ribbon embroidery 6.00 4.00 2.00
N-46 Chicken scratch embroidery 6.00 4.00 2.00
N-47 Hooked rug 6.00 4.00 2.00
N-48 Felted item 6.00 4.00 2.00

*Best of Class Sponsored by:
Kenton County Homemakers

QUILTING, OPEN CLASS

Q-1 Clothing Item, hand quilted 6.00 4.00 2.00
Q-2 Clothing item, machine quilted 6.00 4.00 2.00
Q-3 Machine quilted purse or bag 6.00 4.00 2.00
Q-4 New Quilt, hand pieced, hand quilted 8.00 6.00 3.00
Q-5 New Quilt, hand pieced, machine quilted using a regular sewing machine 8.00 6.00 3.00
Q-6 New quilt, hand pieced, machine quilted using quilting machine by quilt creator 8.00 6.00 3.00
Q-7 New quilt, hand pieced, machine quilted using quilting machine by another individual 8.00 6.00 3.00
Q-8 New quilt, machine pieced, hand quilted 8.00 6.00 3.00
Q-9 New quilt, machine pieced, machine quilted using regular sewing machine 8.00 6.00 3.00
Q-10 New quilt, machine pieced, machine quilted using quilting machine by quilt creator 8.00 6.00 3.00
Q-11 New quilt, machine pieced, machine quilted using quilting machine by another individual 8.00 6.00 3.00
Q-12 New quilt, hand or machine pieced, hand appliqued 8.00 6.00 3.00
Q-13 New quilt, hand or machine pieced, machine appliqued 8.00 6.00 3.00
Q-14 New quilt, hand embroidered 8.00 6.00 3.00
Q-15 New quilt, machine embroidered 8.00 6.00 3.00
Q-16 Comforter, hand or machine sewn, no quilting 6.00 4.00 2.00
Q-17 Baby quilt, hand pieced or hand appliqued 6.00 4.00 2.00
Q-18 Baby quilt, machine pieced or appliqued 6.00 4.00 2.00
Q-19 Wall hanging, hand pieced or appliqued 6.00 4.00 2.00
Q-20 Wall hanging, machine pieced or appliqued 6.00 4.00 2.00
Q-21 Crazy quilted item 6.00 4.00 2.00
Q-22 Quilt top only, machine pieced 6.00 4.00 2.00
Q-23 Quilt top only, hand pieced 6.00 4.00 2.00
Q-24 Cheaters cloth quilt, hand quilted 6.00 4.00 2.00
Q-25 Cheaters cloth, machine quilted 6.00 4.00 2.00
Q-26 Antique quilt or quilt top 8.00 6.00 3.00

Q-27 Novelty quilt 8.00 6.00 3.00
Q-28 Photo quilt 8.00 6.00 3.00
Q-29 Pineapple pattern quilt 8.00 6.00 3.00
Q-30 Recycled quilt (made of at least 50% recycled materials) 8.00 6.00 3.00
Q-31 Stained glass quilted item 8.00 6.00 3.00
Q-32 Pieced or appliqued table runner 6.00 4.00 2.00
Q-33 Paper pieced quilted item 6.00 4.00 2.00
Q-34 Small hand quilted item 6.00 4.00 2.00
Q-35 Small machine quilted item 6.00 4.00 2.00

*Best of Class Sponsored by:
Kenton County Homemakers

HANDICRAFTS AND HOBBIES, OPEN CLASS

All items must have finished edges.

Section 1

H-1 Handcrafted item using potpourri 6.00 4.00 2.00
H-2 Miscellaneous Item up to 12" 6.00 4.00 2.00
H-3 Small Christmas Decoration,
A. Cloth 6.00 4.00 2.00
B. Wood 6.00 4.00 2.00
C. Ornament 6.00 4.00 2.00
D. Other 6.00 4.00 2.00
H-4 Large Christmas Decoration,
A. Cloth 6.00 4.00 2.00
B. Wood 6.00 4.00 2.00
C. Ornament 6.00 4.00 2.00
D. Other 6.00 4.00 2.00
H-5 Any other Holiday Decoration 6.00 4.00 2.00
H-6 Handmade Decorative Wood Item 6.00 4.00 2.00
H-7 Machine Embroidered Decorative Item 6.00 4.00 2.00
H-8 Handmade Doll Furniture 6.00 4.00 2.00
H-9 Decorated T-shirt, Sweats, or Bag 6.00 4.00 2.00
H-10 Doll, handmade including outfit 6.00 4.00 2.00
H-11 Handmade doll outfit (no doll) 6.00 4.00 2.00
H-12 Handmade stuffed toy animal 6.00 4.00 2.00
H-13 Decorative item for kitchen 6.00 4.00 2.00
H-14 Decorative item for living area 6.00 4.00 2.00
H-15 Decorative item for bath 6.00 4.00 2.00
H-16 Decorative Item for bedroom 6.00 4.00 2.00

Section 2

H-17 Craft Painting (Tole, Folk, Rosemalling) 6.00 4.00 2.00
H-18 Handmade Basket 6.00 4.00 2.00
H-19 Silk flower Arrangement /Decoration 6.00 4.00 2.00
H-20 Handmade Jewelry 6.00 4.00 2.00
H-21 Ecology Craft Item (must use 50% or more natural materials) 6.00 4.00 2.00
H-22 Decorative Wreath 6.00 4.00 2.00
H-23 Any Other Wallhanging (Must be ready for hanging) 6.00 4.00 2.00
H-24 Woven Chair Seat or Stool 6.00 4.00 2.00
H-25 Country Decor Item 6.00 4.00 2.00
H-26 Glass or China Painting 6.00 4.00 2.00
H-27 Patriotic Decorative Item (Red, White, Blue) 6.00 4.00 2.00
H-28 Embellished Pillow 6.00 4.00 2.00
H-29 2-Handmade Note Cards, Stamped 6.00 4.00 2.00
H-30 2-Handmade Note Cards, Other 6.00 4.00 2.00
H-31 Scrapbook, digital 6.00 4.00 2.00
H-32 Scrapbook, Traditional 6.00 4.00 2.00
H-33 Two coordinated scrapbook pages, traditional 6.00 4.00 2.00
H-34 Glazed Ceramic Item 6.00 4.00 2.00
H-35 Stained Ceramic Item 6.00 4.00 2.00
H-36 Other Ceramic Item-Greenware 6.00 4.00 2.00
H-37 Hand Thrown Pottery 6.00 4.00 2.00
H-38 Macramé item 6.00 4.00 2.00
H-39 Recycled Craft Item (must use 50% or more recycled items) 6.00 4.00 2.00
H-40 Fleece item made for home 6.00 4.00 2.00
H-41 Item made from Fair Ribbons 6.00 4.00 2.00
H-42 IWeaving, Clothing Item 6.00 4.00 2.00
H-43 Weaving, Home Accessory 6.00 4.00 2.00

*Best of Class Sponsored by:
Kenton County Homemakers

FIELD CROPS, FLOWERS & GARDENS DIVISION
HONEY - OPEN CLASS - RULES & REGULATIONS SPECIFIC TO FIELD CROPS, GARDEN & HONEY, OPEN CLASS

GENERAL RULES:

- Registration will be from 1:00 p.m. to 3:00 p.m., Sunday, July 14, 2019.
- All exhibitors are limited to one entry in each class, but may exhibit in all classes.
- Decisions of the judges are final.
- Danish System will NOT be used in judging this division. The prize money for each class follows that class.
- 1st, 2nd and 3rd (Blue, Red and White Ribbons) placing will be awarded ONLY if it is merited. If the entry(s) is (are) deemed not worthy of 1st, 2nd or 3rd place by the judge, the judge will award the entry the prize it deserves.
- Exhibitors must be present to claim their prize money and entries. Awards and ribbons will not be mailed.
- Discharge is on Sunday, July 21, 2019 from 12:00 p.m. to 2:00 p.m. First pick up your entries, then pick up your cash awards.
- Entries left unclaimed become the property of the Kenton County Fair Board.

EXHIBITORS RESPONSIBILITIES:

- Select the class prior to registration. Improperly classified entries will not be judged.
- Supply the appropriate containers for the flower, plants and arrangements, and honey and sweeteners categories.
- Provide name and address prior to entering crops.
- Ensure that all entries have been grown or produced in Kenton County by the exhibitor.
- Entrance into a category stipulates you have read and will abide by these rules.
- Questions are to be directed to the appropriate fair official prior to entrance into a class.

VEGETABLE, FRUIT, HERB AND FIELD CROPS:

- Will be judged based on USDA Standards, except in the unique or unusual category.
- All Entries must be true to form.
- All corn (field and sweet) and hay entries are to be fastened or bound together.

CUT FLOWERS AND ROSES:

- Judging is at the judges discretion.
- Specimens must be washed
- All flower stems, except lilies, should include foliage
- Foliage will be considered in the judging.
- Single specimen flowers (large and small) shall be displayed in a beverage bottle of suitable size.
- Exhibitors are to provide containers **with labels removed** (to make display more attractive.)

ARRANGEMENTS AND PLANTS:

- Judging is at the judges' discretion.
- Arrangements should be displayed in appropriate or suitable container that does not distract from the overall appearance.
- Container will be supplied by exhibitor.
- Arrangements should contain at least 51% of the items specified
- Accessories should be less than 49% of the total items in the container

****MASTER GARDENERS-**

A SPECIAL AWARD WILL BE PRESENTED TO THE KENTON COUNTY COOPERATIVE EXTENSION SERVICE **MASTER GARDENER** WITH THE MOST RIBBON POINTS IN OPEN HORTICULTURE CLASSES. (3 POINTS FOR BLUE, 2 FOR RED AND 1 FOR WHITE) *****WHEN ENTERING YOUR ITEMS BE SURE TO MENTION THAT YOU ARE A MASTER GARDENER!*****

FLOWERS

Cut Flowers - Large, Individual Specimen:

FL 01	Begonia (Tuber)-*Begonia x tuberhybrida*	3 2 1
FL 02	Butterflyweed, Milkweed-*Asclepias spp.*	3 2 1
FL 03	Carnation-*Dianthus caryophyllus*	3 2 1
FL 04	Canna-*Canna x generalis*	3 2 1
FL 05	Cleome-*Cleome hassleriana*	3 2 1
FL 06	Cockscomb Plumed-*Celosia argentea*	3 2 1
FL 07	Cockscomb Crested-*Celosia argentea*	3 2 1
FL 08	Coneflower-*Echinacea purpurea*	3 2 1
FL 09	Cosmos-*Cosmos spp.*	3 2 1
FL 10	Dahlia (8" and over)-*Dahlia x hybrida*	3 2 1
FL 11	Black-eyed Susan, Rudbeckias-*Rudbekia spp.*	3 2 1
FL 12		
FL 13	Daisy, Shasta *Leucanthemum x superbum*	3 2 1
FL 14	Daisy, Other	3 2 1
FL 15	Delphinium-*Delphinium spp.*	3 2 1
FL 16	Foxglove-*Digitalis purpurea*	3 2 1
FL 17	Gladiolus-*Gladiolus spp.*	3 2 1
FL 18	Geranium (Zonal-Annual)- *Pelargonium x hortorum*	3 2 1
FL 19	Lily, Asiatic-*Lillium sp.*	3 2 1
FL 20	Daylily-*Hemerocallis spp.*	3 2 1
FL 21		
FL 22	Lily, Other-*Lillium sp.*	3 2 1
FL 23	Marigold (Large)-*Tagetes sp.*	3 2 1
FL 24	Monarda, Bee balm-*Monarda spp.*	3 2 1
FL 25		
FL 26	Phlox-*Phlox spp.*	3 2 1

FL 27 Russian Sage-*Perovskia atriplicifolia* 3 2 1
FL 28 Snapdragon-*Antirrhinum majus* 3 2 1
FL 29 Sunflower (8" and over)-*Helianthus annuus* 3 2 1
FL 30 Yarrow-*Achillea spp.* 3 2 1
FL 31 Zinnia (Large)-*Zinnia spp.* 3 2 1
FL 32 Any Other Flower (Large) 3 2 1
FL 33 Calla lily-*Zantedeschia aethiopica* 3 2 1
FL 34 Astilbe-*Astilbe x arendsii* 3 2 1
FL 35 Hibiscus, Swamp rose mallow-*Hibiscus spp.* 3 2 1
FL 36 Hollyhocks-*Alcea rosea* 3 2 1

Cut Flowers - Small, Individual Specimen:
FS 01 Aster-*Aster alpinus* 3 2 1
FS 02 Bachelor Button-*Centaurea cyanus* 3 2 1
FS 03 Begonia (Wax)-*Begonia spp.* 3 2 1
FS 04 Coral Bells-*Heuchera spp.* 3 2 1
FS 05 Coreopsis-*Coreopsis spp.* 3 2 1
FS 06 Dahlia (under 8")-*Dahlia x hybrida* 3 2 1
FS 07 Ganzania-*Ganzania ringens* 3 2 1
FS 08 Geranium (Perennial)-*Geranium sp.* 3 2 1
FS 09
FS 10 Impatiens, Double-*Impatiens spp.* 3 2 1
FS 11 Impatiens, Single-*Impatiens spp.* 3 2 1
FS 12 Marigold (small)-*Tagetes spp.* 3 2 1
FS 13 Moss Rose-*Portulaca grandiflora* 3 2 1
FS 14 Pansy, viola-*Viola spp.* 3 2 1
FS 15 Petunia, Double-*Petunia x hybrida* 3 2 1
FS 16 Petunia, Single-*Petunia x hybrida* 3 2 1
FS 17 Platycodon/Balloon Flower-*Platycodon grandiflorus* 3 2 1
FS 18 Sunflower (under 8")-*Helianthus annuus* 3 2 1
FS 19 Sweet William-*Dianthus barbatus* 3 2 1
FS 20 Torenia-*Torenia fournerei* 3 2 1
FS 21 Verbena-*Verbena spp.* 3 2 1
FS 22 Vinca-*Catharanthus roseus* 3 2 1
FS 23 Zinnia (Small)-*Zinnia sp.* 3 2 1
FS 24 Hostas-*Hosta spp.* 3 2 1
FS 25 Liatris-*Liatris spicata* 3 2 1
FS 26 Any Other Flower (Small) 3 2 1

Shrub and Vine Flowers:
FW 01 Althea/Rose of Sharon-*Hibiscus syriacus* 3 2 1
FW 02 Clematis 3 2 1
FW 03 Hydrangea 3 2 1
FW 04
FW 05 Butterfly bush-*Buddleia spp*. 3 2 1
FW 07 Any Other Woody Ornamental 3 2 1

ROSES

Disbudded/Single/Hybrid Tea Roses:
RS 01 Mauve/Russet 3 2 1
RS 02 Orange 3 2 1
RS 03 Orange Blend 3 2 1
RS 04 Pink 3 2 1
RS 05 Pink Blend 3 2 1
RS 06 Red 3 2 1
RS 07 Red Blend 3 2 1
RS 08 White 3 2 1
RS 09 White Blend 3 2 1
RS 10 Yellow 3 2 1
RS 11 Yellow Blend 3 2 1
RS 12 Any Other Color or Blend 3 2 1

Shrub Roses (Grandiflora, Floribunda, and Shrub Roses) (More than one bloom per stem):
RE 01 Mauve/Russet 3 2 1
RE 02 Orange 3 2 1
RE 03 Orange Blend 3 2 1
RE 04 Pink 3 2 1
RE 05 Pink Blend 3 2 1
RE 06 Red 3 2 1
RE 07 Red Blend 3 2 1
RE 08 White 3 2 1
RE 09 White Blend 3 2 1
RE 10 Yellow 3 2 1
RE 11 Yellow Blend 3 2 1
RE 12 Any Other Color or Blend 3 2 1

Miniature Roses (One or more blooms per stem):
RM 01 Mauve/Russet 3 2 1
RM 02 Orange 3 2 1
RM 03 Orange Blend 3 2 1
RM 04 Pink 3 2 1
RM 05 Pink Blend 3 2 1
RM 06 Red 3 2 1
RM 07 Red Blend 3 2 1
RM 08 White 3 2 1
RM 09 White Blend 3 2 1
RM 10 Yellow 3 2 1
RM 11 Yellow Blend 3 2 1
RM 12 Any Other Color or Blend 3 2 1

PLANTS AND ARRANGEMENTS

Plants:
PA 01 Hanging Baskets Non-Flowering, Foliage 5 3 1
PA 02 Hanging Baskets Flowering 5 3 1

DEATON'S
Greenhouse & Florist
11011 Madison Pike
Independence, KY 41051
(at the corner of Harris Rd. & Madison Pike)
859.356.7701

PA 03 Non-Hanging Basket Non-Flowering, Foliage 5 3 1
PA 04 Non-Hanging Basket Flowering 5 3 1
PA 05 Container Vegetables 5 3 1
PA 06 Container Herbs 5 3 1
PA 07 Fairy Gardens* 5 3 1

*Fairy Gardens are miniature gardens with cacti, succulents, and other small plants and decorations to attract fairies. Garden must contain at least three different kinds of plants; container may not weigh more than 20 lbs. or be larger than 15" in any direction. May not contain live animals or artificial plants.

Arrangements:

AM 01 Vegetable 10 7 5
AM 02 Fruit 10 7 5
AM 03 Dried or Preserved Materials 5 3 1
AM 04 Fresh Flowers Large 5 3 1
AM 05 Fresh Flowers Small 5 3 1
AM 06 Fresh Flowers Any Combination 5 3 1
AM 07 Roses Large 5 3 1
AM 08 Roses Miniature 5 3 1
AM 09 Roses Any Combination 5 3 1
AM 10 Combination of Above Classes 5 3 1

VEGETABLES

Any entry consists of the designated number of vegetables, as listed for each serial class number below. For example, an entry in "VE17, Corn, Indian, (3)" means an entry of 3 ears of Indian corn. The remaining numbers refer to dollar amount of premiums paid for 1st, 2nd and 3rd placings in each class.

VE 01 Beans, Green, Bush, (10) 3 2 1
VE 02 Beans, Pole, (10) 3 2 1
VE 03 Beans, Cranberry, (10) 3 2 1
VE 04 Beans, Purple, (10) 3 2 1
VE 05 Beans, Yellow Wax, (10) 3 2 1
VE 06 Beans, Shellout, Dry, (10) 3 2 1

VE 07 Beans, Lima, Large, (10) 3 2 1
VE 09 Beans, Lima, Small, (10) 3 2 1
VE 10 Beans, Other, (10) 3 2 1
VE 11 Beets, Any, (4) 3 2 1
VE 12 Cabbage, Red, (1) 3 2 1
VE 13 Cabbage, Flat, (1) 3 2 1
VE 14 Cabbage, Round, (1) 3 2 1
VE 15 Cabbage, Chinese, (1) 3 2 1
VE 16 Cabbage, Other, (1) 3 2 1
VE 17 Corn, Indian, (3) 3 2 1
VE 18 Corn, Pop, (3) 3 2 1
VE 19 Corn, Sweet, Bi-Color, In-Husk, (3) 3 2 1
VE 20 Corn, Sweet, Yellow, In-Husk, (3) 3 2 1
VE 21 Corn, Sweet, White, In-Husk, (3) 3 2 1
VE 22 Corn, Sweet, Other, (3) 3 2 1
VE 23 Cucumber, Slicing, (4) 3 2 1
VE 24 Cucumber, Pickling, (4) 3 2 1
VE 25 Cushaw, (1) 3 2 1
VE 26 Eggplant, Purple, (1) 3 2 1
VE 27 Eggplant, White, (1) 3 2 1
VE 28 Eggplant, Other, (1) 3 2 1
VE 49 Gourds, Small (4) Not Dried 3 2 1
VE 59 Gourds, Large (4) Not Dried 3 2 1
VE 60 Gourds, Other (4) Not Dried 3 2 1
VE 30 Muskmelon, Any, (1) 3 2 1
VE 31 Onions, Green, (6) 3 2 1
VE 32 Onions, Red, (4) 3 2 1
VE 33 Onions, Yellow, (4) 3 2 1
VE 34 Onions, White, (4) 3 2 1
VE 35 Onions, Other, (4) 3 2 1
VE 36 Okra, Green, (4) 3 2 1
VE 37 Okra, Purple, (4) 3 2 1
VE 38 Okra, Other, (4) 3 2 1
VE 39 Parsnips, (4) 3 2 1
VE 40 Peppers, Banana Peppers, (4) 3 2 1
VE 41 Peppers, Cayenne, (4) 3 2 1
VE 42 Peppers, Jalapeno, (4) 3 2 1
VE 43 Peppers, Large Green, (4) 3 2 1
VE 44 Peppers, Large Red, (4) 3 2 1
VE 45 Peppers, Large Chocolate, (4) 3 2 1
VE 46 Peppers, Large Yellow, (4) 3 2 1
VE 47 Peppers, Pimento, (4) 3 2 1
VE 48 Peppers, Other, (4) 3 2 1
VE 50 Potatoes, Red, (4) 3 2 1
VE 51 Potatoes, White, (4) 3 2 1
VE 52 Potatoes, Sweet White, (4) 3 2 1
VE 53 Potatoes, Sweet Red, (4) 3 2 1
VE 54 Potatoes, Any Fingerlings (4) 3 2 1
VE 55 Pumpkin, Pie-Type, (1) 3 2 1
VE 56 Pumpkin, Jack-O-Lantern, (1) 3 2 1
VE 57 Pumpkin, Miniature, (1) 3 2 1
VE 58 Pumpkin, Other, (1) 3 2 1
VE 61 Radishes, Chinese, (4) 3 2 1
VE 62 Radishes, Red, (4) 3 2 1
VE 63 Radishes, White, (4) 3 2 1
VE 64 Rhubarb, Red, (4) 3 2 1

VE 65 Rhubarb, Pink, (4) 3 2 1
VE 66 Squash, Summer, Crookneck, (3) 3 2 1
VE 67 Squash, Summer, Straightneck, (3) 3 2 1
VE 68 Squash, Summer, Zucchini, (3) 3 2 1
VE 69 Squash, Summer, Other, (3) 3 2 1
VE 70 Squash, Winter, Acorn, (1) 3 2 1
VE 71 Squash, Winter, Butternut, (1) 3 2 1
VE 72 Squash, Other, (1) 3 2 1
VE 73 Tomatoes, Cherry, Red, (4) 3 2 1
VE 74 Tomatoes, Cherry, Yellow, (4) 3 2 1
VE 75 Tomatoes, Italian Type, (4) 3 2 1
VE 76 Tomatoes, Plum, Small, Red, (4) 3 2 1
VE 77 Tomatoes, Plum, Small, Yellow, (4) 3 2 1
VE 78 Tomatoes, Pink, (4) 3 2 1
VE 79 Tomatoes, Red, (4) 3 2 1
VE 80 Tomatoes, Yellow, (4) 3 2 1
VE 81 Tomatoes, Other, (4) 3 2 1
VE 82 Turnips, Any, (4) 3 2 1
VE 83 Watermelon, Round, Big, (1) 3 2 1
VE 84 Watermelon, Round, Small, (1) 3 2 1
VE 85 Watermelon, Oblong, (1) 3 2 1
VE 86 Watermelon, Other (1) 3 2 1
VE 87 Vegetable, Other-Not Listed (1) 3 2 1

HERBS & LEAFY GREENS

HG 00 Basil, Any, Bunch 3 2 1
HG 01 Calendula, Any, Bunch 3 2 1
HG 02 Dill, Any, Bunch 3 2 1
HG 03 Endive, Any, Bunch 3 2 1
HG 04 Fennel, Any, Bunch 3 2 1
HG 05 Garlic, Any, Bunch 3 2 1
HG 06 Kale, Any, Bunch 3 2 1
HG 07 Lavender, Any, Bunch 3 2 1
HG 08 Lettuce, Any, Plate 3 2 1
HG 09 Lemon Verbena, Any, Bunch 3 2 1
HG 10 Mint, Any, Bunch 3 2 1
HG 11 Mustard, Any, Plate 3 2 1
HG 12 Oregano, Any, Bunch 3 2 1
HG 13 Parsley, Any, Bunch 3 2 1
HG 14 Sage, Any, Bunch 3 2 1
HG 15 Salsify, Any, Bunch 3 2 1
HG 16 Spinach, Any, Plate 3 2 1
HG 17 Swiss chard, Any, Bunch 3 2 1
HG 18 Thyme, Any, Bunch 3 2 1
HG 19 Herb, Other, Bunch 3 2 1
HG 20 Greens, Other, Bunch 3 2 1

FRUITS

An entry consists of the designated number of fruits, as listed for each class number below. For example, an entry in "FR14, Pear Asian, (4)" means an entry of 4 Asian pears. The remaining numbers refer to dollar amount of premiums paid for 1st, 2nd and 3rd placings in each class.

FR 01 Apples, Green, (4) 3 2 1
FR 02 Apples, Red, (4) 3 2 1
FR 03 Apples, Striped, (4) 3 2 1
FR 04 Apples, Yellow, (4) 3 2 1
FR 05 Apples, Other, (4) 3 2 1
FR 06 Blackberries, (10) 3 2 1
FR 07 Blueberries, (10) 3 2 1
FR 08 Gooseberries, (10) 3 2 1
FR 09 Grapes, Blue, (Bunch) 3 2 1
FR 10 Grapes, Red, (Bunch) 3 2 1
FR 11 Grapes, White, (Bunch) 3 2 1
FR 12 Peaches, Yellow, (4) 3 2 1
FR 13 Peaches, White, (4) 3 2 1
FR 14 Pears, Asian, (4) 3 2 1
FR 15 Pears, Other, (4) 3 2 1
FR 16 Plums, Any, (4) 3 2 1
FR 17 Raspberries, (10) 3 2 1
FR 18 Fruit, Other,(4) 3 2 1

MOST UNIQUE & UNUSUAL

MU 01 Apple, Largest 3 2 1
MU 02 Peach, Largest 3 2 1
MU 03 Tomato, Largest 3 2 1
MU 04 Fruit, Other, Largest 3 2 1
MU 05 Most Unusual Fruit 3 2 1
MU 06 Pumpkin, Largest 10 7 5
MU 07 Watermelon, Largest 10 7 5
MU 08 Zucchini, Largest 3 2 1
MU 09 Vegetable, Not-Listed-Other, Largest 3 2 1

HONEY & SWEETENERS

HS 01 Honey, Amber, Extracted, (1Qt) 5 3 1
HS 02 Honey, Amber with Comb, (1Qt) 5 3 1
HS 03 Honey, Dark , Extracted, (1Qt) 5 3 1
HS 04 Honey, Dark, with Comb, (1Qt) 5 3 1
HS 05 Honey, Light, Extracted, (1Qt) 5 3 1
HS 06 Honey, Light, with Comb, (1Qt) 5 3 1
HS 07 Sorghum, Dark, (1Qt) 5 3 1
HS 08 Sorghum, Light, (1Qt) 5 3 1
HS 09 Any other sweeteners, inc. maple syrup 5 3 1

FIELD CROPS

FC 01 Corn, Yellow, Cleaned, (6 ears)	5 3 1
FC 02 Corn, White, Cleaned, (6 ears)	5 3 1
FC 03 Hay, Alfalfa, (5 lbs)	5 3 1
FC 04 Hay, Alfalfa/Grass, (5 lbs)	5 3 1
FC 05 Hay, Grass, (5 lbs)	5 3 1
FC 06 Hay, Red Clover, (5 lbs)	5 3 1
FC 07 Hay, Red Clover/Grass, (5 lbs)	5 3 1
FC 08 Hay, Mixed, (5 lbs)	5 3 1
FC 09 Hay, Other, (5 lbs)	5 3 1
FC 10 Tobacco, Green, (1 stick of 5 stalks)	5 3 1
FC 11 Tobacco, Cured, (1 stick of 5 stalks)	5 3 1
FC 12 Tobacco, Cured, (3 Hands)	5 3 1

2019 KENTON COUNTY FAIR 4H YOUTH DEVELOPMENT

4H Theme at 2018 Kenton County Fair: "Through 4H I have learned..."

KENTON COUNTY 4H ADVISORY COUNCIL

Melinda Martino-Past President
President: Lesley Hinman
Vice President: Melinda Martino
Secretary: Gretchen Thomson
Treasurer: Colleen Adkins
Fund Raising Chair: Trevia Cooke

KENTON COUNTY EXTENSION AGENTS FOR 4H YOUTH DEVELOPMENT

Mary S. Averbeck
Denise Donahue
Diane Kelley

4H is a part of the University of Kentucky Cooperative Extension Service. It is an Equal Opportunity organization authorized to provide research, educational information, and other services only to individuals and institutions that function without regard to race, color, sex, age, disability or national origin.

For additional information on Kenton County 4-H programs, Contact: Kenton County Extension Office, 10990 Marshall Rd, Covington, KY 41015, or call: 356-3155

KENTON COUNTY COOPERATIVE EXTENSION SERVICE 4H RULES AND REGULATIONS

1. All projects must follow the State Fair Rules to be eligible for entry at Kentucky State Fair. Rules and requirements can be found at catalog website: https://4-h.ca.uky.edu/content/ state-fair-catalog. Eligible champion 4H projects, excluding livestock, will be qualified to go to the Kentucky State Fair. The Kenton County Fair Association, Kentucky State Fair or Kenton County 4H, is not responsible for any lost or damaged articles including livestock.
2. All animals must have a valid health certificate as per the health requirements of exhibition in Kentucky for fairground entry.
3. To participate in State 4H activities, a person must comply with State 4H membership policy. Any questions regarding eligibility must be directed to the Kenton County Cooperative Extension Services at 356-3155.
4. Entries open at 1:00 pm Sunday, July 14, 2019 and will close at 3:00 p.m. that same day.
5. Exhibitors must pickup articles between 12:00 and 2:00 pm, Sunday, July 21, 2019.
6. Fair exhibits must be picked up in two weeks at the Extension office. Unclaimed items dealt with accordingly.
7. All vegetables will be disposed as deemed necessary by the Coordinator/Agent.
8. If animals are left at the fair, the 4Her is responsible for all care and neither the Fair Board nor 4H is responsible for theft, illness or care.
9. The decision of the judges is final.
10. Champion and Reserve Champion (Market animals) of all species must be left for exhibition at the Kenton County Fair, subject to the agreement of the buyer. Care and feeding must be done completely (daily) by the "former 4-H/FFA owner" by 5:00 p.m. each day.
11. All clubs must have their displays ready by 5:00 p.m. on Monday, July 15, 2019.
12. To be eligible to exhibit at the Kenton County Fair, 4H members must complete **Record Books** according to county policy-**see below.** They must be logged in by a secretary, agent or record book committee volunteer at the Extension Office **BEFORE 4:30 p.m. FRIDAY 12. JULY 5, 2019** to be judged. As always, record books will be accepted during office hours in the weeks prior to the deadline. If record books are

not completed to satisfaction of judges, projects may be disqualified.

13. Projects must be work done by 4Her and completed since last year's Kenton County Fair.
14. CALL THE KENTON COUNTY COOPERATIVE EXTENSION OFFICE FOR DETAILS (859) 356-3155.
15. Premium offered-Blue not to exceed $20.00 depending on class and Danish system.

KENTON COUNTY 4H RECORD BOOK POLICY

If you are displaying projects in the 4H building, you must complete 1 record book of your choice. If you have an animal project, you must complete 1 record book of your choice. However, Market Animal Exhibitors must complete a Market Animal Record Book. The maximum record books to be completed per 4Her is 2--one for animals and one for the 4H building. **PLEASE NOTE:** You will be judged/paid for one record book in building and one record book in the barn only.

4H DOG PROJECT POSTER

(Division 6011.4)

- **Follow Kenton County 4H Record Book Policy**
- Poster must relate to dogs and be completed since the last State Fair.
- Poster should encourage the participant's imagination in developing a slogan/theme that promotes a breed or project or educates the viewer about a dog project related activity.
- No three dimensional posters accepted.
- Posters must be no smaller than 20" X 30" and no larger than 24" X 30".
- Must be made on: matt board or foam core board.
- No poster board allowed.
- Copyrighted characters are not allowed.
- Back of poster must include a listing of the resources of the information on the poster

543 Junior Dog Project Poster (age 9-13)
544 Senior Dog Project Poster (age 14-18)

4H COUNTRY HAM PROJECT

(Division 6013.1)

- **Follow Kenton County 4H Record Book Policy**
- One Exhibit per 4H member
- Must be a ham put in cure in January of current program year
- Registration Sunday July 14, 2019 at Kenton County Fairgrounds 1:00 p.m.-3 p.m.
- Hams to remain in and be judged at the Kenton County Extension Office Country Ham Building.
  1. See General Rules applying to all 4H exhibitors and general rules applying to 4H demonstrations and judging events. All Participants must be currently participating in the Kenton County 4H Country Ham project, having completed the required Livestock education program hours.
  2. One ham will be judged per youth participating
  3. Participants must meet other project requirements. See state fair catalog (website) and/or 4H agent for other exhibit requirements.

545-549 Junior Country Ham Project (age 9-13)
550-552 Senior Country Ham Project (age14-18)

4H HORTICULTURE & PLANT SCIENCE

(Division 6015)

- **Follow Kenton County 4H Record Book Policy**

HORTICULTURE & PLANT SCIENCE PROJECTS
(one exhibit per 4Her per class)

- See State Fair Catalog and/or 4H Agents for detailed descriptions of projects and specific requirements

561 Environmental Awareness- A one page description of project must accompany entry item (type or print neatly) to be eligible for entry.
Examples of acceptable (such as but not limited to) exhibits:

A. Tree planting on city property, roadways, parks, etc.
B. Home landscaping
C. Composting

562 Production and Marketing

Stacy & Trey Tapke proudly support

Kenton County 4H

and the

Kenton County Fair

DELIGHTFUL DAYS R.V. CENTER

2019's Arriving Daily

Now a dealer for Dixie Chopper Lawn Mowers

13080 Walton Verona Rd.
Walton, Kentucky

Serving you since 1977

I-75 South to Exit 171 (across from Flying J Truck Stop)

859-485-4044

New & Used Inventory at:
www.DelightfulDays.com

Examples of acceptable (such as but not limited to) exhibits:

A. Vegetable garden planted for home and/or market use.
B. The planting, production, or management of fruit plantings
C. The planting, production, or management of trees, shrubs, greenhouse crops or garden perennials.

563 Experimental Horticulture-A one page description of project must accompany entry item (type or printed neatly) to be eligible for entry. Examples of acceptable (such as but not limited to) exhibits:

A. "Science Fair" type of exhibit involving experimental work with plants
B. Comparison of different varieties of vegetables or annual flowers
C. Comparison of mulching or other cultural practices

564 Horticulture Project Exhibits-A one page description of project must accompany entry item (type or print neatly) to be eligible for entry. Examples of acceptable (such as but not limited to) exhibits:

A. How to propagate plants
B. How to force spring bulbs
C. How to start seeds
D. How to graft cacti
E. How to dry herbs

PLANT DISPLAYS (one exhibit per 4Her per class)

• No Garden Soil. Use well-drained disease free potting media in containers

565 Terrariums
566 Dish garden (desert or tropical)
567 Vegetable container gardens (grown in container - not dug out of the garden)
568 Annual container garden (non vegetable)
569 House Plants
570 Hanging Baskets
571 Herb Container Garden
572 Window Box Display
573 Upcycle Container Garden (Previously used container recycled, example, wood pallet garden)

GARDEN AND/OR ORCHARD DISPLAYS

(one exhibit per 4Her)

• See State Fair Catalog and/or 4H Agents for detailed descriptions of projects, judging criteria and specific requirements

574 Fruit and/or vegetable display

4H VEGETABLES

(one entry per 4Her per class)

- See State Fair Catalog and/or 4H Agents for detailed descriptions of projects, judging criteria and specific requirements
- **4Her may enter only one item per State Fair eligible class (e.g. 4Her may only enter one type of pepper in 573-either hot or bell or sweet)**
- **4Her may not enter same vegetable in State Fair eligible classes and in 4VC (State Fair ineligible) classes below. (e.g. if 4Her enters hot peppers in 578, he or she may not enter hot peppers in 4vc30, but may enter bell peppers in 4vc31 and/or sweet peppers in 4vc32)**

THE FOLLOWING ENTRIES ARE ELIGIBLE FOR STATE FAIR:

575 Tomato (5 per plate) must be ripe (red **or** yellow color only) cherry type
576 Tomato (5 per plate) beef steak
577 Tomato (5 per plate) heirloom
578 Peppers, hot (5 per plate)
579 Peppers, bell (5 per plate)
580 Peppers, sweet (5 per plate)
581 Cucumbers, slicing (5 per plate)
582 Cucumbers, pickling (5 per plate)
583 Beans, snap or lima (12 per plate)
584 Corn, sweet (in the husk with silks) (5 ears per plate)
585 Cantaloupe (1 whole)**, halved**
586 Squash, summer (3 per plate)
587 Eggplant (3 per plate)
588 Potato (5 per plate)

THE FOLLOWING ENTRIES ARE NOT ELIGIBLE FOR STATE FAIR:

4VC1 Beets, plate of 5
4VC2 Brussels Sprouts, plate of 5
4VC3 Cabbage, one clean head
4VC4 Cantaloupe, one (1) only
4VC5 Carrots, plate of 5, any variety
4VC6 Okra, plate of 5
4VC7 Green Onions, plate of 12
4VC8 White Onions, plate of 5
4VC9 Yellow Onions, plate of 5
4VC10 Egg Plant, plate of one (1),(any variety)
4VC11 Zucchini, plate of 2 (young pick)
4VC12 Red Potatoes, plate of 5
4VC13 White Potatoes, plate of 5
4VC14 Sweet Potatoes, plate of 5
4VC15 Pumpkin, 1 only
4VC16 Long White Radishes, plate of 5
4VC17 Round Red Radishes, plate of 5
4VC18 Summer Squash, 1 only
4VC19 Winter Squash, 1 only
4VC20 Watermelon, 1 only
4VC21 Green Apples, plate of 5
4VC22 Yellow Apples, plate of 5
4VC23 Red Apples, plate of 5
4VC24 Seed Grapes, 1 bunch
4VC25 Seedless Grapes, 1 bunch
4VC26 Beans, snap(12)(cannot enter same item in class 575 above)
4VC27 Beans, lima(12)(cannot enter same item in class 575 above)
4VC28 Tomato, red(5) must be ripe (cannot enter same item in class 572 above)
4VC29 Tomato, yellow(5)must be ripe(cannot enter same item in class 572 above)
4VC30 Peppers, hot (5)(cannot enter same item in class 573 above)
4VC31 Peppers, bell (5)(cannot enter same item in class 573 above)
4VC32 Peppers, sweet (5)(cannot enter same item in class 573 above)
4VC33 Cucumbers, slicing (5)(cannot enter same vegetable in class 574 above)
4VC34 Cucumbers, pickling (5)(cannot enter same vegetable in class 574 above)

4H LARGEST VEGETABLE

(one entry per 4Her per class)

- See State Fair Catalog and/or 4H Agents for detailed descriptions of projects, judging criteria and specific requirements
- Same item **cannot** be entered in another class (e.g. may enter tomatoes in 4vc28, but cannot enter same tomato in 578)

THE FOLLOWING ENTRIES ARE ELIGIBLE FOR STATE FAIR:

586 Largest Tomato (by weight) must be ripe (red or yellow color only)
588 Largest Pumpkin (by weight)
589 Largest Watermelon (by weight)

FOLLOWING ENTRIES ARE NOT ELIGIBLE FOR STATE FAIR:

4LV4 Largest Potato, (1 by wt.)
4LV5 Largest Squash, (1 by wt.)
4LV6 Most unusual vegetable 1 only, any specimen
4LV7 Creative Creature

4H FLOWERS

(one exhibit per class)

- Item needs to be alive - no dried flowers.

FOLLOWING ENTRIES ARE NOT ELIGIBLE FOR STATE FAIR:

4FL1 - Zinnia (large, any variety)
4FL2 - Zinnia (small, any variety)
4FL3 - Marigold (large, any variety)
4FL4 - Marigold (small, any variety)
4FL5 - Dahlia (large)
4FL6 - Dahlia (small)

4FL7 - One sided arrangement to use against wall
4FL8 - Arrangement for dining or coffee table
4FL10 - Any other single specimen
4FL11 - Snapdragon
4FL12 - Gladiola
4FL13 - Rose (any variety)
4FL14 - Celosia
4FL15 - Sunflower

4H TOBACCO

- **Follow Kenton County 4H Record Book Policy**
- See State Fair Catalog (website) and/or 4-H agent for exhibit requirements
- Classes for State Fair may change from listed below
- Each stick of green tobacco consists of 4 stalks per stick
- All entries in the green stick classes should be wilted for better presentation, but must still be in the **GREEN STAGE**
- Each exhibit of stripped Burley tobacco shall consist of two (2) hands, and each hand shall be made of twenty (20) leaves or more
- One entry per class

BURLEY (Division 2101)

A. BURLEY STRIPPED
5 Flying
6 Lug
7 Leaf
8 Tip
B. BURLEY-Best Crop
15 Best Crop, 4 grades (flying, lugs, leaf and tips)-Each grade shall consist of two hands of 20 leaves each.

DARK TOBACCO (Division 2102)

An entry shall consist of four grades: Wrappers, Heavy Brown Leaf, Dark Leaf and Thin Brown Leaf
A. DARKED STRIPPED
26 4H Best Crop (2 hands-20 leaves each grade)
B. GREEN DARK TOBACCO (BY STICKS)
31 Dark
C. GROWING DARK TOBACCO PLANT
33 Best potted growing plant of Dark Tobacco, any type

GREEN STICK AND POTTED BURLEY TOBACCO (Division 2103)

A. GREEN TOBACCO (BY STICKS)
36 Burley
B. POTTED
39 Best potted growing plant of Burley Tobacco

4H CROPS (Division 6018)

- **Follow Kenton County 4H Record Book Policy**
- See State Fair Catalog (website) and/or 4-H agent for exhibit requirements
- Grain samples must be of good quality and free from foreign matter. Submit in (1) gallon zi-plock bags. Attach ID and yield/variety information to bag.
- Hay must be securely bound with cord or twine. Attach ID tags to bale.
- Legume hay shall consist of 85% of the designated legume. Grass hay shall be 85% of the designated grass. Mixed hay should contain only one eligible grass and one eligible legume. The legume component shall be at least 30% legume and not more than 70% legume. Eligible legumes are alfalfa, red clover, and ladino clover. Eligible grasses are timothy, Bermuda grass, orchard grass, tall fescue and rye grass.
- One entry per class



RIDES • GAMES • FOOD • ENTERTAINMENT

www.kentoncountyfair.com

MILLS FENCE CO.

LEGUME HAY:
600 Alfalfa Hay, one-half (no full bales accepted) bale from the current year's project crop, neatly tied and labeled.
Place hay in a double-strength plastic bag when going to state fair.
601 Red Clover Hay, one-half (no full bales accepted) bale from the current year's project crop, neatly tied and labeled. Place hay in a double-strength plastic bag when going to state fair.
GRASS HAY:
602 Timothy Hay, 1/2 bale from this current year's project crop, neatly tied and labeled. Place in a double-strength plastic bag when going to state fair.
603 Other Grass Hay, 1/2 bale from this current year's project crop, neatly tied and labeled. Place hay in a double-strength plastic bag when going to state fair.
MIXED HAY:
604 Mixed Hay, 1/2 bale from this current year's project crop, neatly tied and labeled. Place hay in a double-strength plastic bag when going to state fair.
YELLOW CORN:
605 Yellow-ear, from the previous year's crop, 8 ears shucked and labeled with variety and yield.
606 Yellow-ear, from the current year's crop, 8 ears shucked and labeled with variety and yield.
607 Yellow-shelled, from the previous year's crop, 0.5 gallon in a container and labeled to show variety and yield.
WHITE CORN:
608 White-ear, from the previous year's crop, 8 ears shucked and labeled with variety and yield.
609 White-ear, from the current year's crop, 8 ears shucked and labeled with variety and yield.
610 White-shelled, from the previous year's crop, 0.5 gallon in a container and labeled to show variety and yield.
POPCORN:
611 White Popcorn-ear, from the previous year's crop, 8 ears shucked and labeled with variety and yield.
612 Red Popcorn-ear, from the previous year's crop, 8 ears shucked and labeled with variety and yield.
613 Yellow Popcorn-ear, from the previous year's crop, 8 ears shucked and labeled with variety and yield.
FIELD SOYBEANS (Oil):
614 Soybeans from the current year's crop, three stalks tied together below leaves, with roots intact, but free of soil, and labeled to show variety.
615 Soybeans from the previous year's crop, 1-gallon zip lock bag, and labeled to show variety and yield.

GRAIN SORGHUM (Milo):
617 Grain Sorghum from the current year's crop, three stalks tied together below leaves, with roots in tact, free of soil, and labeled to show variety.
618 Grain Sorghum from the previous year's crop, 1 gallon ziplock bag, and labeled to show variety and yield.
SWEET SORGHUM
619 Sweet sorghum from the current year's crop, three stalks tied together below leaves, with roots intact, but free of soil, and labeled to show variety.
WHEAT (Soft, Red, Winter)
620 Wheat from the current year's crop, 0.5 gallon in a container and labeled to show variety and yield.
621 Barley from the current year's crop, 0.5 gallon in a container and labeled to show variety and yield.

4H ELECTRIC (Division 6021)

- **Follow Kenton County 4H Record Book Policy**
- Exhibits must be made based on the appropriate units in the 4-HCCS Electric Excitement project books. Projects entered using Snap Circuits® kits will be disqualified.
- 4-H'er may enter only one unit but may enter all classes within said unit.
- All exhibits requiring bulbs must have the correct size.
- Use of molded plug-ins is not prohibited but is discouraged.
- Any electric project observed or judged to be unsafe or potentially harmful to the public or surrounds will be disqualified immediately.
- Effective strain relief should be provided for all wire to terminal connections. Knots, clamps, connectors, or staples are acceptable when use appropriately

D.L. WEBSTER'S
CAR CRUSHING and AUTO PARTS
Quick Removal of Unwanted Cars, Trucks, Etc.
13299 Dixie Highway,
Walton, Ky 41094
David Webster, Owner
Phone: (859) 393-4890
Office: (859) 356-8552



MAGIC OF ELECTRICITY (4HCCS BU-06848) (All exhibits must be DC powered).
645 Battery powered series and parallel circuits (Circuits must include both series and parallel, a simple switch and can be no more than 9 volts).
646 Homemade Galvanometer (Must be able to detect the presence of an electrical current)
647 Electromagnetic Circuits (Must be a working electromagnet with a simple switch and can be no more than 9 volts).
648 Simple homemade DC motor (Rotor must turn under it's own power).

INVESTIGATING ELECTRICITY (4HCCS BU-06849) (all exhibits must be DC powered)
649 Battery powered series or parallel circuit (Circuit may be either series or parallel, must contain either a momentary and/or three way switch, a circuit diagram with explanation and can be no more than 9 volts).
650 Original design soldered circuit project (Circuit must contain an on/off switch, a motion or tilt activated switch, a light and sound producing device and must be powered by 9 volts. All connections in the circuit must soldered and a circuit diagram with explanation must be included).

WIRED FOR POWER (4HCCS BU-06850) (all exhibits must be AC powered and be able to be safely connected and disconnected from a standard 120 volt duplex outlet).
651 Display of wire sizes and types with description and example of usage (display must contain at least 12 different examples)
652 Simple household or farm use circuit (Circuit must contain one single pole switch controlling one electrical load device. Circuit should be mounted on a sturdy mounting surface and free standing. Wiring should be done with Romex NM-B 12 gauge wire and clamped or stapled appropriately. A circuit diagram with explanation must be included)
653 Complex household or farm use circuit (Circuit must contain at least two three-way switches, and may also contain a four-way switch, controlling one electrical load device. The circuit must also contain a working duplex electrical outlet. Circuit should be mounted on a sturdy mounting surface and free standing. Wiring should be done with Romex NM-B 12 gauge wire and clamped or stapled appropriately. A circuit diagram with explanation must be included)
654 Table, desk, vanity or floor lamp (any purpose – original design only) (Pop Can Lamp kits will be disqualified)

ENTERING ELECTRONICS (4HCCS BU-06851) (exhibits may be either DC or AC powered. AC powered exhibits must be able to be safely connected and disconnected from a standard 120 volt duplex outlet).
655 Basic electronic circuits without solid-state components (from project book).
656 Basic electronic circuits with solid-state components (from kit).
657 Basic electronic circuits with solid-state components (original circuit design, must include circuit diagram and explanation).

GREEN ENERGY
658 Wind or solar powered energy project (from kit).
659 Wind or solar powered energy project (original design).

4H WOOD SCIENCE (Division 6025)

- **Follow Kenton County 4H Record Book Policy**
- One exhibit per 4Her
- Exhibits are limited to projects in the 4H Notebook Resource or 4HCCS (Cooperative Curriculum Service) Woodworking books

674 Level I made from a kit. Simple constructed wood item showing knowledge of hand tools, wood selection, and use of fasteners, (nails, screws and/or glue), sanding techniques and appropriate finishes. (Examples could include, but not limited to: napkin holder, letter holder, simple picture frame, wire wiggly, towel holder, serving tray, jewelry box, small flag holder, 4H book ends, airplane, hurricane lamp, trivet (pot holder), etc.)
675 Level I, NOT from kit. Simple constructed wood item showing knowledge of hand tools, wood selection, and use of fasteners, (nails, screws and/or glue), sanding techniques and appropriate finishes. (Examples could include, but not limited to: napkin holder, letter holder, simple picture frame, wire wiggly, towel holder, serving tray, jewelry box, small flag holder, 4H book ends, airplane, hurricane lamp, trivet (pot holder), etc.)

676 Level 2 made from kit. More elaborate items which require proper cutting, drilling and youth demonstrate knowledge of selection and skill in use of fasteners (nails, screws and/or glue), sanding techniques, and appropriate finishes. (Examples could include but not limited to: jewelry box, tool tray large bird house, pine wood cars, etc.) Item must demonstrate skill with fasteners, sanding and appropriate finish (no puzzles).

677 Level 2I, NOT from kit. More elaborate items that demonstrate a mastered skill with hand tools, basic knowledge of power hand tools, fastening options, appropriate surface preparations, and finish applications, (Examples could include but not limited to: puzzle, foot stool, revolving tie rack, 4H key holder, cutting board, book rack, serving dish shelf, saw horse, hopper type bird feeder, etc.)

678 Level 3, NOT from a kit. Items showing a more advanced knowledge of power tools, expertise in cutting, fitting, surface preparation, attention to fastening details, and finish application, (Examples could include but not limited to: multi-purpose box, corner shelf, book shelf or laminated wood projects, garden bench, planting box, nail and tool box, shop tool rack & shelf, etc.) Original designs are welcomed. This exhibit is to be made up of two parts: 1) the item and 2) a folder containing photographic documentation of the steps taken in order to complete this exhibit.

679 Level 4, NO kits. Exhibits with a "furniture" quality finish, showing an understanding of all woodworking techniques learned in previous levels. Items must show a mastery of joint construction and use of special woods, and finishes. (Examples could include but not limited to: checker board, room divider, coffee table, end table, chest of drawers, gun rack or cabinet, etc.) Original designs are welcomed. This exhibit is to be made up of two parts: 1) the item and 2) a folder containing photographic documentation of the steps taken in order to complete this exhibit.

680 Level 4, NO kits. Exhibits do not require a fine finish (painted finish allowable) because of practical use. Items demonstrate knowledge of all woodworking techniques learned in previous levels. Items must show a mastery of cutting, drilling, joint construction, use of special woods, and appropriate finishes. (Examples could include but not limited to: porch swing, chaise lounge, picnic table, lawn chair, large planters, etc.) This exhibit is to be made up of two parts: 1) the item and 2) a folder containing photographic documentation of the steps taken in order to complete this exhibit.

Shannon M. Snyder
370 Aristocrat Drive, Florence, KY 41042
Office: 859-647-9010 Fax: 859-647-9060
Mobile: 859-393-4197 Nextel: 136*51*1032

4H ECOLOGY, NATURAL RESOURCES (Division 6026)

ENTOMOLOGY

- **Follow Kenton County 4H Record Book Policy**
- 1 exhibit per 4H'er.
- 9" X 13" folding cardboard insect-collection boxes available through UK College of Agriculture, Department of Entomology, should be used. Homemade or purchased wooden exhibit boxes may be used instead. They must be approximately 18" X 24 " and not more that 3 1/2" thick with Plexiglas or glass covers and cellotex pinning bottoms (or plastazote or polyethylene pinning bottoms available from entomology supply stores such as Bioquip.com). Boxes must be easily opened (for instance, if a screw is used to secure Plexiglas tops, use a thumbscrew fastener instead of a fastener that requires a tool).
- Specimens are to be arranged so the box can be exhibited horizontally. 4H'ers may attach wires to the back of boxes to help make them easier to display.
- Identification labels available from your County Extension Office must be used, or custom labels may be printed if they conform exactly to the font, font size, and font color of the official labels. Labels should be printed onto white cardstock. The exhibit identification card should be placed on the front of the box (each box). Instructions for pinning and labeling are included in your project literature.
- One half of the specimens may be from the previous year's collection or from anywhere in the United States; one half or more must be Kentucky insects collected since the last Kentucky State Fair.
- For the first through fifth year projects, a display collection catalog must be in an envelope attached to the back of the display box. Envelopes should be attached to permit their being opened easily to remove catalogue from them without moving the exhibit.
- Most specimens in the display cases should be pinned, and the use of vials is discouraged. If

vials are used, they may account for no more than 2% of a collection. Vials must be securely wired or pinned to the pinning bottoms.
- The inclusion of non-insect specimens (spiders, e.g.) is encouraged, but because this is primarily an insect collection, and because non-insects do not preserve will on insect pins, points will be deducted if there are more than one specimen from each non-insect class.
- See State Fair catalog (website) and/or 4H agent for other exhibit requirements

687A First year project: (Up to three 9" X 13" official cardboard boxes, ore up to two 18" X 24" wooden boxes with minimum of 25 insects, maximum 50 insects, from at least four orders. Identification beyond order not necessary. All specimens must have date and locality label.)

687B First year project: (Minimum of 25 insect photographs, maximum 50 photos, from at least four orders. Identification beyond order not necessary. All Photos must have rotation field) **See State Fair catalog (website) for specifications for insect photography exhibits.**

688 Second year project: (Up to three 9" X 13" official cardboard boxes, or up to two 18" X 24" wooden boxes with minimum of eight orders and not less than 50 insects, nor more than 100 insects.) Half of the insects should be identified with a common name.

688B Second year project: (40-50 photographs total, total, representing 2 kinds of insect eggs, 8 nymphs, 8 larvae, 2 pupae, and a minimum of 20, maximum of 30, images showing insect adaptations and/or behaviors). **See State Fair catalog (website) for specifications for insect photography exhibits. They are too detailed and lengthy to post here.**

689 Third year project: (Three 9" X 13" official cardboard boxes, or up to two 18" X 24" wooden boxes with a minimum of 10 orders and 100 insects, a maximum of 150 insects.)

690 Fourth year project: (Three 9" X 13" official cardboard boxes, or up to two 18" X 24" wooden boxes with a minimum of 12 orders and 150 insects, no maximum). An additional box with an example of insect damage, the stage of the insect causing the damage and any other stage of the insect that helps identify the problem. Include information in the display that tells how the insect is controlled. Life cycle of two insects may be displayed if desired.

691 Fifth year project: (may be repeated for successive years of eligibility, but must be a different exhibit. No exhibit that has been judged in any previous State Fair may be entered.) Any type of display that pertains to experiences beyond those of the previous projects. Special collections of native and/or exotic butterflies, beetles to some other insect order; a study in-depth of one insect or small group of insects; a display of insect camouflage; a display of plastic embedded insects; a collection of insect larvae and nymphs are examples. Charts, photographs, models or any other visual aids may be used. 4-H'ers are encouraged to write a short (1 or 2 paragraphs) statement developing the theme of their fifth-year display.

HONEY

- **Follow Kenton County 4H Record Book Policy**
- Honey will show better in oval, flat sided to square clear glass containers. 4Hers must use standard honey jars. Wide-mouth mason jars or wide-mouth honey jars may be used. Fill jars to the "fill line". The "fill line" is the continuous ring that circles the jar and not necessarily the threads that help hold the lid. Two jars must be submitted for the following classes:
- Display cases for capped honey may be made by 4Hers or purchased, but they must be bee-proof and have a removable top in order for the judge to check for moisture
- Observation hives shall be secure from opening to the satisfaction of the Bees and Honey superintendent. This shall include the top of the observation hive and all holes and openings. Openings should be secure by screws or locks.

692 Two one pound glass Queenline or Classic jars of white extracted honey

693 Two one pound glass Queenline or Classic jars of light amber extracted honey

694 Two one pound glass Queenline or Classic jars of amber extracted honey

695 Two one pound glass Queenline or Classic jars of dark amber extracted honey

696 Two wide-mouth pints or Classic jars of chunk honey, any color

697 Any frame of capped honey suitable for comb honey (Light)

698 Any frame of capped honey suitable for comb

honey (Amber)
699 Any frame of capped honey suitable for extraction (Light)
700 Any frame of capped honey suitable for extraction (Amber)
701 Best display of one-frame observation hive of honey bees consisting of worker bees, a properly marked queen and brood.

4H FORESTRY (Division 6027)

- **Follow Kenton County 4H Record Book Policy**
- 4Her may enter only one unit (year), but may enter all classes within said unit.
- Projects must be done as specified in: 4H Forestry Project Unit 1-Introducing Yourself to Trees" (4DF-01PA or most recent version)
- Exhibitor must comply with numbers of specimens listed for each class.

FIRST YEAR
703 Leaf Collection: Collection of 10 leaves representing 10 forest trees found in Kentucky. Mounting instructions found in activity #1 from above reference.
704 Leaf Print Collection: Collect and print 10 leaves representing 10 forest trees found in Kentucky. Instructions included in activity #3 from above reference.

SECOND YEAR
705 Leaf Collection- 2nd Year: Collection of 20 leaves representing 20 forest trees found in Kentucky and different from ones done by exhibitor in first year project. Mounting instructions found in above reference, activity #1.
706 Educational Exhibit: Develop a creative educational exhibit on some phase of forestry. The exhibit may utilize any visual technique. The total exhibit is not to exceed dimensions of 2'x2' or 4 square feet.

THIRD YEAR AND OVER

SINCE 1941
HAGEDORN
APPLIANCES
342-6060
SALES • PARTS • SERVICE
ERLANGER, KENTUCKY

707 Educational Exhibit: Develop a creative educational exhibit on some phase of forestry. The exhibit may utilize any visual technique, The total exhibit is not to exceed dimensions of 3'x3', or 9 square feet.
708 Stem, Leaf, Fruit Display: Collect and mount 5 stems, leaves, and fruit representing 5 forest trees found in Kentucky. Closely follow instructions from above reference, activity #2, including 2'X3' exact size.
709 Leaf Collection 3rd-year: Collection of 50 leaves representing 50 forest trees found in Kentucky Mounting instructions found in activity #1 from above reference.

4H GEOLOGY (Division 6028)

- **Follow Kenton County 4H Record Book Policy**
- One exhibit per 4H'er
- Display boxes must be no less than 16" nor more than 20" vertically and not less than 22" nor more than 24" horizontally.
- All boxes must have Plexiglas cover that can be easily removed for judging.
- EACH exhibit must be secured with a lock. Attach a key to the box with your name and county firmly attached to key. Key will be returned to 4-H agent. Keep another key in case State Fair key is misplaced.
- Hinges and Locks: Make flush or mount on sides or top of boxes so boxes will sit level.
- Fabric: If fabric is used, use a fabric glue to adhere entire piece of fabric to box. Suggested fabrics are felt or velveteen.
- Rocks, minerals and fossils should be firmly attached to the box, and should be numbered to correspond with the number on the Geology Identification Labels
- Boxes will be displayed on their side, not flat. Therefore, larger specimens must be attached near the lower part of the box.
- For each of the classes, specimens may consist of rocks, minerals, and/or fossils. There is a separate label for each type of specimen, (three different labels).
- Rock, Mineral, and Fossil identification labels from the County Extension Agent for 4H or Geological Survey website Web site (http://www.uky.edu/KGS/education/4H.htm) These are the only labels acceptable.

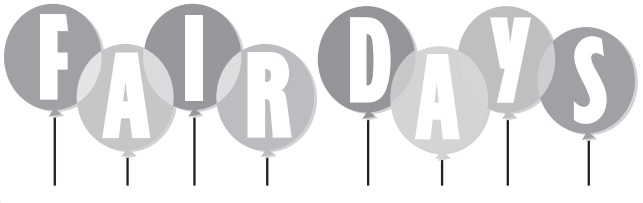

- See State Fair catalog (website) and/or 4H agent for other exhibit requirements

715 First year geology-a collection of 15 different specimens.

716 Second year geology-a collection of 25 different specimens. Up to 12 may be from previous project year) (No more than 2 boxes)

717 Third year geology-a collection of 35 different specimens.(Up to 17 may be from previous year) (No more than 2 boxes)

718 Fourth year geology-a collection of 50 different specimens.(Up to 25 may be used from previous year) (No more than 2 boxes)

719 Special Collection-For fifth year or higher members: a creative, advanced display of member's choosing that depicts a geological process, theme, story or manufacturing process. Posters, notebooks and written narratives may be included.

4H ARTS & CRAFTS (Division 6029)

- **Follow Kenton County 4H Record Book Policy**
- Must be work of 4Her and completed since last Kenton County Fair. One exhibit per class as to age.
- All classes are from Portfolio Pathways (Section A) and Sketchbook Crossroads (Section B) 4H Core Curriculum except for Trends and Heritage Crafts
- Small items, which are easily separated or destroyed, should be placed in small plastic bags. For items with more than one piece, a description on the back of the ID card is suggested with number of pieces, color, etc. In addition, label each item in an inconspicuous location, include a minimum of name and county (clothing label 4LO-12SO can be utilized.)
- Seniors exhibiting at the Kentucky State Fair must complete and submit an artist statement label card. This card can be found on the Kentucky State Fair 4H class catalog found at https://4-h.ca.uky.edu/content/state-fair-catalog
- **Exhibits disqualified** if pictures or hanging items do not have an attached hanger. (wire hangers must be secure and attached to the frame for paintings and drawings only) **No wire hooks taped to back. All hangers must support the weight of item. Pictures should be framed and ready for hanging.**
- **Exhibits disqualified** if subject matter is not "family friendly".
- **Exhibits disqualified** if pictures are not mounted on firm mat, not foam core, and/or framed with attached hanger. **No poster board allowed**.

SECTION A: Portfolio Pathways

Painting

727a Junior Acrylic Still Life: (p12) Using acrylic paint to create a Still Life

727b Senior Acrylic Still Life: (p12) same as Junior

728a Junior Water Color: (p14) Using watercolors and a variety of techniques to complete a painting on watercolor paper.

728b Senior Water Color: (p14) same as Junior

729a Junior Abstract: (p18) Using acrylic paints experiment with abstract designs to complete a painting.

729b Senior Abstract: (p18) same as Junior

730a Junior Sand Painting: (p20) On an 8"X10"X1/4" sanded plywood or particle board, explore painting with colored sand mixed with glue.

730b Senior Sand Painting: (p20) same as Junior

731a Junior Self Portrait: (p22) Using acrylic or watercolor paints complete a self portrait using any drawing or painting technique.

731b Senior Self Portrait: (p22) Same as Junior

732a Junior Human Action: (p24) Using acrylic or watercolor paints, capture human action through the use of vivid colors, lines and texture

732b Senior Human Action: (p24) Same as Junior

733a Junior Oil Painting: (p26) Using oils on canvas or canvas board, experiment with different techniques of laying oil to canvas to create a finished painting

733b Senior Oil Painting: (p26) Same as Junior

734a Junior Oil Landscape: (p30) On a 16"X18" stretched and primed canvas, canvas board or sheet of Masonite coated in gesso, lay out a one-point landscape perspective drawing and use oil paints to show atmosphere and distance.

734b Senior Oil Landscape: (p30) Same as Junior

Printing

735a Junior Intaglio Collagraph Print: (p38) On 8 1/2"X11" paper, create a collagraph block at least 6" wide and create any color print using intaglio printing method

735b Senior Oil Painting: Same as Junior

736a Junior Blueprint Paper Print: (p40) On blueprint paper create a sun print at least 5 1/2"X8 1/2" using cyanotype or light or sun sensitive paper

736b Senior Blueprint Paper Print: Same as Junior

737a Junior Etched Plexiglas: (p42) Create an original print using an etched Plexiglas plate. The print should be at least 5 1/2"X8 1/2". Plexiglas etching uses the intaglio method of printing

737b Senior Etched Plexiglas: Same as Junior

738a Junior Wax Resist Print: (p44) Create intricate designs for printing using a wax resist method
738b Senior Wax Resist Print: Same as Junior
739a Junior Tire Stamp Print: (p46) Cut pieces of inner tube tire, glue it onto a wood block, and print using a stamp pad.
739b Senior Tire Stamp Print: Same as Junior
740a Junior Linoleum Print: (p48) Create linoleum print using linoleum block on paper
740b Senior Linoleum Print: Same as Junior
741a Junior Hand Drawn Negative Photograph: (p51) Draw a negative on frosted acetate, then print onto photographic paper (8"X10") as a positive, using a photographic process
741b Senior Hand Drawn Negative Photograph: Same as Junior

Graphic Design
743a Junior 5 Color Design: (pp62-63) Create two 8"X10" landscapes. 5 color designs are identical except for one color. Change one color to create a second design. Use paint, paper or computer graphics program. Mount on a matt board.
743b Senior 5 Color Design: Same as Junior
744a Junior Computer Drawing: (p70) Explore the use of computer tools and techniques to doodle, draw and replicate images. Print out each design showing the use of various tools.
744b Senior Computer Drawing: Same as Junior

SECTION B: Sketchbook Crossroads
Drawing
745a Junior Contour Drawing: (p12) Draw objects using the contour drawing method. Do 2-3 drawings of the same object from different angles.
745b Senior Contour Drawing: Same as Junior
746a Junior Two Point Perspective: (p16) On sketch paper, draw a two point perspective that has a point at each end of a horizontal segment.
746b Senior Two Point Perspective: Same as Junior
747a Junior Circular Shape Object: (p18) Draw a subject to fit a circular shape

Southeastern
Equipment Co., Inc.
1982 Florence Pike, Burlington, KY 41005
Jerry Rice, Sales Representative
Office: 859-586-6133 • Fax: 859-586-6401
Res.: 859-485-6831 • Mobile: 859-512-4767
email: jrice@southeasternequip.com
www.southeasternequip.com

747b Senior Circular Shape Object: Same as Junior
748a Junior Color Pencil: (p20) Draw with colored pencils and use turpenoid to blend colors.
748b Senior Color Pencil: Same as Junior
749a Junior Pen and Ink: (p22) Sketch animals or other objects using pen and ink.
749b Senior Pen and Ink: Same as Junior
750a Junior Calligraphy: (p24) On 8 1/2"X11" paper, rewrite a quote, poem or pledge using Calligraphy. Include the author on the piece.
750b Senior Calligraphy: Same as Junior
751a Junior Cartooning: (p27) Cartooning is a simple process of making line drawings show sequential motion. Create your own cartoon character showing motion. Must create at least three blocks.
751b Senior Cartooning: Same as Junior

Fiber Arts
752a Junior Felted Wool Applique Mat: (p31) Felt wool to create a design. Applique design to a felted wool mat. Max size of mat 18"X24" Use 100% wool to felt
752b Senior Felted Wool Applique Mat: Same as Junior
753a Junior Cotton Linter Bowl: (p34) Experiment with cotton linter using molds and shaping the linter to form bowls. Enhance the cotton with colored pencils, threads, floss, dried flowers to make a unique creation.
753b Senior Cotton Linter Bowl: Same as Junior
754a Junior Batik Fabric: (p37) Using natural fiber fabric, create a unique fiber artwork using dyes and the wax resist method.
754b Senior Batik Fabric: Same as Junior
755a Junior Lap Loom Woven Place Mat: (p40) Set up a lap Loom. Using several colors or types of yarn, create a woven placemat
755b Senior Lap Loom Woven Place Mat: Same as Junior
756a Junior Inkle Loom Basket: (p44) Weave 4-6 stripes that are identical. Sculpt a basket out of several woven strips by stitching them together in a spiral. Manipulate the strips to form the bottom of the basket.
756b Senior Inkle Loom Basket: Same as Junior

Sculpting
757a Junior Clay Container: (p55) Create a functional container from clay either self-hardening or firing required.
757b Senior Clay Container: Same as Junior
758a Junior Clay Bust: (p57) Sculpt a head with facial features out of clay
758b Senior Clay Bust: Same as Junior
759a Junior Mask: (p61) Create a mask using clay

emphasizing unique form and texture to portray feelings

759b Senior Mask: Same as Junior

760a Junior Cardboard Sculpture: (p65) Create a piece of textured relief sculpture using corrugated cardboard stacked and glued together. Sculpt with an Exacto® knife.

760b Senior Cardboard Sculpture: Same as Junior

761a Junior Flower Wire Sculpture: (p67) Using wire and nylon cloth, create a freestanding flower sculpture

761b Senior Flower Wire Sculpture: Same as Junior

762a Junior Plaster of Paris Carving: (p69) Using a plaster of Paris block, carve a form that has a concave and convex surface and allows space to flow around and through it.

762b Senior Plaster of Paris Carving: Same as Junior

SECTION C: Art Trends and Traditions

This section highlights trends in art while honoring our heritage. Documentation for the Heritage Craft Classes is REQUIRED. Failure to document will result in disqualification.

763a Junior Art Trends-Mixed media include decoupage and paint; pencil and water color; fabric with paint and paper. Canvas size open to artist

763b Senior Art Trends-Mixed Media Canvas same as above.

764a Junior Heritage Arts Other-See below for definition

764b Senior Heritage Arts Other

764c Junior Basket Making-Natural materials, any size, shape or design. Non-natural materials may be woven into design.

764d Senior Basket Making-Natural materials, any size, shape or design. Non-natural materials may be woven into design.

764e Junior Jewelry-One piece of jewelry created by youth (Jewelry quality only). No kits or pony beads allowed. Glass, clay or wooden beads (painted or carved) permitted only.

764f Senior Jewelry-One set (at least two items) of jewelry created by youth (Jewelry quality only). No kits or pony beads allowed. No elastic material used to string beads. Glass, clay or wooden beads (painted or carved) permitted only. Examples: earring(s) and necklace or bracelet and necklace, etc.

764g Junior Leather Craft-Item made from leather. May or may not be tooled. Kits allowed.

764h Senior Leather Craft - same as above. No kits allowed.

Heritage Craft-Heritage refers to practices or characteristics that are passed down through the years from one generation to the next. Heritage can be celebrated through recognition of crafts reflecting one's culture. Examples: baskets, brooms, etc. To enter Heritage Craft classes, the item must have been created in the past year. Exhibitor must complete the Heritage Craft description document in the Kentucky State Fair 4H class catalog (website).

4H PHOTOGRAPHY (Division 6030)

- **Follow Kenton County 4H Record Book Policy**
- All general photography classes are taken from 4H Photography Core Curriculum (Focus on Photography, Controlling the Image and Mastering Photography)
- 4Her may enter only one level per year, but may enter up to 3 classes within said level.
- Photography entries must fulfill following requirements:
  - Photos must be work of 4Her and taken since last fair.
  - Photos may be black & white or color unless specifically stated.
  - Photos may be digital unless otherwise stated.
- All classes (including Horticulture) with ONE PHOTOGRAPH MUST BE MOUNTED ON 10" X 16" MAT BOARD (no poster board or foam core board). Single photographs are limited to a maximum size of 8" X 12". Pictures cannot be framed or matted with colored mat board.
- All classes (including Horticulture) WITH MULTIPLE PHOTOGRAPHS MUST BE MOUNTED ON WHITE 16" X 20" MAT BOARD (no poster board or foamcore board). Pictures cannot be framed or matted with colored mat board.
- Mount pictures securely. Rubber cement or dry mounting tissue is suggested. No photo corners. Pictures may be cropped.

HELPING FAMILIES SINCE 1906
CHAMBER & GRUBBS FUNERAL HOMES

www.chambersandgrubbs.com
INDEPENDENCE
356.2673
11382 MADISON PK.
WALTON
485.4352
45 N. MAIN
FLORENCE
525.9009
8461 US 25
Personalized Services • Pre-Arrangement Counseling • Cremation Options • Affordable Pricing

- If labels are required for pictures, it must be typed on white paper and placed directly below the photograph it is identifying.
- Absolutely nothing on front of mat board except photos and ID tag. Any other required materials are to be mounted on the back.
- See State Fair catalog (website) and/or 4H agent for other exhibit requirements

LEVEL 1-Focus on Photography

764a Fun with Shadows, pg. 22. Photograph shadows to create a mood or element of surprise. Display 2 photographs of shadow shapes.

764b Fun with Shadows, pg. 22. Photograph shadows to create a mood or element of surprise. Display 3 photographs that show how the shadow of a subject can "grow" or shrink over time.

765 Directing the Light, pg. 26. Using either natural or artificial light, take photos of subject with either Front lighting, Back lighting, Side lighting, and Top lighting (overhead).

766a What Do You See? pg. 34. Landscape with foreground, Middle ground and background, labeled 1, 2, 3.

766b What Do You See? pg. 34 Landscape with a foreground object that frames the photograph.

766c What Do You See? pg. 34 Portrait of a person without background clutter

767a Bird's Eye View, pg. 46 Display 1 photograph lying on your stomach

767b Bird's Eye View, pg. 46 Display 1 photograph lying on your back

767c Bird's Eye View, pg. 46 Display 1 photograph leaning over

767d Bird's Eye View, pg. 46 Display 1 photograph bending sideways

768a Hat Tricks and Magic, pg. 50. Hat Trick: Have a plant growing out of the subject

768b Hat Tricks and Magic, pg. 50. Hand Stand: Have it look like someone is holding a person in their hand

768c Hat Tricks and Magic, pg. 50. Set up the photograph to look like a person is hanging from the ceiling

768d Hat Tricks and Magic, pg. 50. Bad Hair Day: Position a person to look like their hair is sticking straight up

769 Photos Can Tell a Story, pg. 58. A sequence of 3-5 photos that tell a story. There should be a beginning, a middle and end.

770 Black and White, pg. 62. 3-5 Black and White photographs that show texture, shape and composition. The interest is in the contrast, light and shadows.

LEVEL 2-Controlling the Image

771a Golden Photo, pg 38. Display 1 photograph showing the Rule of Thirds

771a Golden Photo, pg 38. Display 1 photograph using the 1 photo- Golden Triangle

771a Golden Photo, pg 38. Display 1 photograph using the Golden Rectangle

772 The Space Tells a Story, pg 46. Display 1 photo that shows good use of positive and negative space.

773 Capture a Candid Photo, pg. 48. Create a candid collection (3-5) photos. Take photos at a party, parade, sporting event or family reunion. Try to capture the emotions of the event.

774a Freeze the Moment, pg. 54. Display 1 using setting #1-set shutter speed 1/250 to freeze action for a clear photo

774b Freeze the Moment, pg. 54. Display 1 using setting #2-set the shutter speed at 1/30

775a Panning the Action. pg. 58. Display 1 photo showing panning technique

775b Panning the Action. pg. 58. Display 1 photo showing blurring of motion

776 Bits and Pieces, pg. 62. Display 1 photo. Fill the frame with small parts of a whole subject. Choose bits and pieces for close-ups.

777 Panoramas, pg. 66. Take a series of photos to create a panorama. Display individual pictures on mat board.



LEVEL 3-Mastering Photography
778 Reflections, pg. 30. Display 1 picture of reflections as subjects
779a Still-Life, pg. 42. Display 1 photo that includes similar Themes-arrange similar objects (food, toys, glassware) against a neutral background.
779b Still-Life, pg. 42. Display 1 photo that includes similar Colors-arrange items of similar colors (brown eggs, loaf of bread, cutting board, and brown crackers)
779c Still-Life, pg. 42. Display 1 photo that includes different Lighting-use a colored light, light coming through blinds or faint light shining on clear vases or glasses.
779d Still-Life, pg. 42. Display 1 photo that includes your Interest-gather objects that are related in some way such as cooking tools, baseball equipment, books, etc.
780a Say "Cheese", pg. 46. Display 1 formal portrait
780b Say "Cheese", pg. 46. Display 1 informal portrait
781a Mastering Composition, pg. 50. Display 1 photo that shows Symmetry vs Asymmetry
781b Mastering Composition, pg. 50. Display 1 photo that shows Pattern and Texture
781c Mastering Composition, pg. 50. Display 1 photo that shows Shape and Form
781d Mastering Composition, pg. 50. Display 1 photo that shows Visual Rhythms
782a Expression Through Color, pg. 54. Display three photos that illustrate Monochromatic, Contrasting, and Complementary color techniques-Label each one.
782b Expression Through Color, pg. 54. Display 1 photo that shows Contrasting color techniques
782c Expression Through Color, pg. 54. Display 1 photo that shows Complementary color techniques
783 Details! Details!, pg. 58. Display 3-5 examples that highlight details in a subject you explored.
784 Pictures With a Purpose, pg. 62. Display 2-3 photos that could be part of a brochure. Include words that market the product, event or the Organization.
785 How Did They Get That Picture? pg. 66. Display 3-5 photos taken with advanced or specialized equipment.

HORTICULTURAL PHOTOGRAPHY

- **Follow Kenton County 4H Record Book Policy**
- 4Her may enter one project in each class. Photography rules stated above apply here

***** Only photos representing Olericulture and Floriculture will be accepted for Horticultural photography classes*****

Olericulture definition: herbaceous plants grown for the kitchen such as carrots (edible root), asparagus (edible stem), lettuce (edible leaf), cauliflower (edible flower), tomatoes (edible fruit), and peas (edible seed). This DOES NOT include fruit and nut crops.

Floriculture definition: flowers and ornamental plants, generally cut flowers, potted plants and greenery. This DOES NOT include plants for the landscape such as turf and nursery crops such as shrubs, trees and climbers.

786 A single black and white-horticultural subject or activity.(Photo size limited to maximum of 8″X12″)
787 A single color-horticultural subject or activity. (Photo size limited to a maximum of 8″X12″)
788 A sequence of 4 photographs. In color or black and white representing a horticulture event or activity that tells a visual story, chronologically, without the use of words.
789 Horticultural collection (B&W or color), consisting of 6 photographs.

Coordinator: Joe Adkins

4H SEWING (Division 6032)

- **Follow Kenton County 4H Record Book Policy**
- 4Her may enter up to two classes within their age division
- Must be work of 4Her and completed since last Kenton County Fair
- State Fair no longer requires a completed Sewing Project Card but does require hand written or computer printed 8.5" X 11" documentation for Junior Unit VI non-clothing option and Upcycle Jr & Sr projects, and Smart Clothing Jr & Sr projects. Insert document into folder or plastic sheet protector and attach to item with safety pin or binder clip.
- Use Following Publication For Units I-IV and Unit VI: http://www.ca.uky.edu/agc/pubs/4jd/4jd01pb/4jd01pb.pdf
- See State Fair catalog (website) and/or 4H agent for other exhibit requirements and information
- The definition of a "complete outfit" is an item or items that cover the top and bottom of the body. To be considered a top, a jacket or robe, it must include a front closure. Open front tops that require an under shirt do not count as a complete outfit unless the under shirt is also constructed by the member
- "Clothing Option" classes are to be made for 4Her to wear. Doll clothing is not an option.

****Kenton County Only Classes at end of section**

Junior Division(4-H Ages 9-13)

Unit I- Let's Learn to Sew: Beginner skills; Use Above Publication: pg 3-20, 55-56

790A Unit I Clothing Option: Shorts, pants, or skirt with casing waist line (elastic and/or drawstring). Garment must be made from woven fabric and include straight machine stitching, appropriate visible seam finish, and machine stitched hem. This class is for ages 9-13.

790B Unit I Non Clothing Option: Apron or drawstring backpack/shoulder bag or tote bag with fabric handles OR a laundry bag. Item must be made from woven fabric and include straight machine stitching, appropriate visible seam finish, and a casing or machine stitched hem. This class is for ages 9-13.

Unit II- Let's Get to the Bottom: Beginner skills; Above Publication: pg 21-38, 55-56

791 Unit II Clothing Option: Skirt, sundress, shorts, or pants. Item must be made from woven fabric and include enclosed seams, appropriate seam finish, interfacing, zipper, and a facing or waistband. This class is for ages 9-13.

792 Unit II Non Clothing Option: Zippered tote bag, purse, garment bag, or dufle/gym bag. Item must be made from woven fabric and include enclosed seams, appropriate seam finish, interfacing and 14" or longer zipper. (Pre-quilted woven fabric and recycled woven fabric are acceptable fabric choices but use is not required.) This class is for ages 9-13.

Unit III- Top it Off: Beginner skills; Use Above Publication: pg 39-52, 55-56

793 Unit III Clothing Option: Shirt, simple jacket, one piece dress with no waistline, cape with a hood or collar, bathrobe, or vest with lining or facing. Garment must be made from woven fabric and include buttons and buttonholes. A simple lining, trim, collar, and sleeves may be included but are not required. This class is for youth ages 9-13.

794 Unit III Non Clothing Option: Backpack with lining, applied trim, and button/buttonhole closure. This class is for youth ages 9-13.

Unit IV- Stretch Your Knit Skills: Beginner skills: Above Publication: pg 45-48, 55-56

795 Unit IV Stretch Your Knit Skills: 1 or 2 piece complete outfit made from knit fabric such as a dress, top and bottom, pajamas or nightshirt. All garment pieces must be made from knit fabric with a limited amount of one-way stretch; rib knit may be included for neckband and arm/leg band trim only. This class is for youth ages 9-13.

Unit V- Moving on Up: Intermediate skills: Use Following Publication: http://4-h.ca.uky.edu/sites/4-h.ca.uky.edu/files/junior_unit_v_moving_on_up.pdf

796 Unit V Moving on Up: one-piece complete outfit-made from woven fabric such as a dress, coveralls or jumpsuit. Item must include at least a zipper and/or buttons and buttonholes. A waistline simple lining, trim, collar, and sleeves may be included but are not required. This class is for youth ages 9-13.

Unit VI- Put it All Together: Use Above Publication (In bulleted section) : pg 49-56

797 Unit VI Put It All Together Clothing Option: 2 or 3 piece complete coordinating outfit; such as warm up suit; dress with jacket or coat, swimwear with cover-up, jacket or shirt with slacks/skirt. At least one piece must include sleeves and a collar/hood. No simple casings. Fabric choice may be woven, knit or a combination of the two. This class is for ages 9-13.

798 Unit VI Put It All Together Non Clothing Option: Original design tote bag or bicycle carrier and documentation folder- made using Wild Ginger Software, Inc. ***Wild Things!*** Software program, download free at: https://www.wildginger.com/products/wildthings.htm. Select the "Tote Bag" or "Bicycle Carrier" option and design a bag that includes at least 2 pockets. Be creative with your design. Required elements: at least 2 pockets; minimum size of 12 inches in height and 12 inches in width, at least one functional zipper, and creative stitchery or applied trim to personalize your bag. If bag is not lined, the seam allowances must be finished with a bound seam finish. Optional elements: lining, other type closure as design dictates [button(s), hook and loop tape, or snap(s)]. This class is for ages 9-13. In the documentation include: your name, your county, the name of the unit, class entered, number of years you have been sewing, cost, and the printed design sheets (one for each pocket selected) from the program and answers to the following questions:

- How did you choose the size of your tote bag?
- Did you use any of the default settings in the program?
- Did you have any trouble using the software or printing your pattern? Explain.
- Did you download the ***Wild Things***! program to your home computer or use the program at your county extension office?
- Did you make any changes to your pattern after it was printed? If so, tell what you changed.

Unit Up Cycle It!-for youth ages 9-13 with advanced sewing skills: Use Publication: https://4-h.ca.uky.edu/sites/4-h.ca.uky.edu/files/upcycle_project_jr_and_sr.pdf

799A Up Cycle It! Junior-item sewn from recycled/repurposed garments and documenta-

tion folder: Sew a garment or fashion accessory from previously worn garments. Recycled fabric is to be the major component of the item. Recycled garments may be cast-offs from the member's family/friends or purchased at a yard sale or similar low cost source. ***Documentation is required.*** In documentation include the following: your **photo** of all recycled items used; source of the recycled garment; how the design was created; and any design drawings that were used in the creation. Place documentation in a folder or plastic sheet protector. "Deconstructed" t-shirts which do not include sewing skills do not fit this class. Items for the home do NOT fit this class. Items which do not include sewing as a major means of reconstruction are not eligible for this class. Click on 'Up Cycle." This class is for ages 9-13 with sewing skills.

Unit: Style Engineers-for guys and girls ages 9-13:
799B Smart Clothing and documentation: one soft circuit item using conductive thread and hand sewing and/or machine sewing skills, LEDs, and battery pack. May include items such as an LED bracelet, an illuminating fashion applique,an illuminating fashion accessory, or an illuminating garment constructed by the member. Documentation: Attach a diagram of the circuitry in your item. Website: http://styleengineers.org/module/smart-clothing/ This class is for ages 9-13.

Senior Division (4H Ages 14-19)
Unit: Let's Be Casual-for ages 14-18
See publication: http://4-h.ca.uky.edu/sites/4-h.ca.uky.edu/files/senior_unit_1_a_lets_be_casual.pdf)
800 Let's Be Casual-Clothing Option: 1 or 2 piece complete casual outfit made from knit or woven fabric, such as a dress, top and bottom, simple pajamas or robe. This class is for ages 14-18.
801 Let's Be Casual-Non Clothing Option: 2 coordinating fashion accessories from the following: apron, oven or BBQ mitt, wallet, garment bag, duffel bag, purse, or backpack. This class is for ages 14-18.

Unit: Dress it Up-for ages 14-18
See publication: https://4-h.ca.uky.edu/sites/4-h.ca.uky.edu/files/senior_unit_1_b_dress_it_up_0.pdf)
802 Dress It Up: 1 or 2 piece complete "dressy" outfit, such as a dress, suit, pantsuit, sport coat and slacks. Fabric choice may be woven, knit or a combination of the two. This class is for ages 14-18.

Unit: Match it Up-for ages 14-18
See publication: https://4-h.ca.uky.edu/sites/4-h.ca.uky.edu/files/senior_unit_1_c_match_it_up.pdf
803 Match It Up-Clothing Option: Choose at least one item from each group to make a complete 3 or 4 piece coordinated outfit:
- Shorts, pants or skirt
- Tops, blouse, or shirt
- Vest, jacket, or sweater

At least one piece is required to have regulation set in sleeves. Fabric choice may be woven, knit or a combination of the two. An accessory item may be included as the fourth piece. This class is for ages 14-18.
804 Match It Up-Non Clothing Option: 3 or 4 piece coordinating sport/luggage/travel or fashion accessories set. Ideas include, but are not limited to a wallet, purse, device carrier, backpack, duffel bag, gym bag or bag for bike or vehicle. Among the items chosen, the set must include the use of applied trim, pockets and at least one 14" or longer zipper. This class is for ages 14-18.

Unit: Creative Expressions-for ages 14-18.
See publication: https://4-h.ca.uky.edu/sites/4-h.ca.uky.edu/files/senior_unit_1_d_creative_expressions.pdf
805 Creative Expressions-Clothing Option: Construct a complete outfit for one of the following activities:
- Halloween, theater or historic costume
- Uniform for medical profession, cheerleader, dancer, etc
- Riding apparel

This class is for ages 14-18.
806 Creative Expression-Non Clothing Option: Select one of the following and construct a:
- Fabric doll or animal with a wardrobe of two outfits
- Machine appliquéd specialty flag or decorative banner (minimum size 24"x24")

This class is for ages 14-18.

Unit: Leisure Time: for ages 14-18 with advanced skills
See publication: https://4-h.ca.uky.edu/sites/4-h.ca.uky.edu/files/senior_unit_2_a_leisure_time_1.pdf

SCOTT KIMMICH
REALTOR®
(859) 341-9000 BUSINESS
(859) 760-3807 CELL
(513) 332-9576 FAX
scott.kimmich@cbws.com
COLDWELL BANKER
WEST SHELL
10 Town Center Boulevard
Crestview Hills, KY 41017
www.cbws.com/scott.kimmich
Operated by Coldwell Banker Residential Real Estate LLC.

807 Leisure Time-Clothing Option: 2 or 3 piece complete outfit. Choose from the following:
- Athletic wear such as leotard, cycling wear, warm-up suit, bathing suit and cover-up, tennis wear.
- Pajamas and robe (must use specialty fabric such as terry cloth, flannel, fleece, nylon tricot)
- Raincoat and hat or rain suit

This class is for ages 14-18.

Unit: Formal Affair: for ages 14-18 with advanced skills

See publication: https://4-h.ca.uky.edu/sites/4-h.ca.uky.edu/files/senior_unit_2_b_formal_affair_2.pdf

808 Formal Affair: 1 or 2 piece complete outfit, such as a prom dress, bridesmaid dress or tuxedo. Fabric choice may be woven, knit or a combination of the two. This class is for ages 14-18.

Unit: Up Cycle It: for ages 14-18 with advanced sewing skill

809 Up Cycle It! Senior: Item sewn from recycled/repurposed garments and documentation folder: Sew a garment or fashion accessory from previously worn garments. Recycled Fabric is to be the major component of the item Recycled garments may be cast-offs from the member's family/friends or purchased at a yard sale or similar low cost source. ***Additional Documentation is required***. In documentation include the following: your name, your county, the name of the unit, class entered, number of years you have been sewing; a **"before" photo** of all recycled items used; source of the recycled garment; how the design was created; and any design drawings that were used in the creation. Place documentation in a folder or plastic sheet protector. "Deconstructed" t-shirts which do not include sewing skills do not fit this class. Items for the home do NOT fit this class. Items which do not include sewing as a major means of reconstruction are not eligible for this class. This class is for ages 14-18. See publication: https://4-h.ca.uky.edu/sites/4-h.ca.uky.edu/files/upcycle_project_jr_and_sr.pdf

Unit: Style Engineers-for guys and girls ages 14-18:

810 Smart Clothing and documentation: one soft circuit item using conductive thread and hand sewing and/or machine sewing skills, LEDs, and battery pack. May include items such as an LED bracelet, an illuminating fashion applique, an illuminating fashion accessory, or an illuminating garment constructed by the member. Documentation: Attach a diagram of the circuitry in your item. Website: http://styleengineers.org/module/smart-clothing/ This class is for ages 14-18.

4H Sewing (Kenton County Only)

- **Follow Kenton County 4H Record Book Policy**

4Se14 Machine Stitched and Stuffed Item
4Se15 Machine Stitched Bag without fasteners
4Se16 Machine stitched bag with fastener(s)
4Se17 Machine Stitched Holiday Item
4Se18 Machine Quilted Item
4Se19 Hand-stitched Item
4Se20 Machine Applique
4Se21 Pillowcase, Machine sewn

4H NEEDLEWORK (Division 6033)

- **Follow Kenton County 4H Record Book Policy**
- If pattern/instructions are not from the Kentucky 4H Needlework Notebook, a copy of the pattern must be submitted with the exhibit.
- Consult state fair 4H catalog (website) or 4H agent for labeling instructions
- State Fair may require additional documentation. Refer to specific project for details

CROCHET

Exhibit only 1 crochet item per 4-Her

813a Small Crochet Item(s) made of medium (4) weight yarn: Must include rows of single, half double and/or double crochet stitches. Such as: scarf, purse, belt, hat, pillow, two wash cloths (made from cotton yarn) or pair of slippers. Scarf must be at least 24" long.

813b Large Crochet Item(s) made of medium (4) weight yarn: Must include rows of single, half double and/or double crochet stitches. Such as: afghan, shawl, or vest.

814 Crochet Item(s) made entirely with novelty yarn: Do not use standard medium (4) weight yarn. Must include rows of single, half double and/or double crochet stitches. Such as: scarf, purse, belt, hat, pillow, afghan, shawl, vest, or pair of slippers. Scarf must be at least 24" long. Novelty yarn is any yarn other than medium (4) worsted weight yarn.

815 Crocheted Item made using the Granny Square technique: May use any weight yarn, single or multiple colors of yarn. Such as: purse, shawl, afghan, or hat.

816a Crocheted Item(s) made using intermediate skills/pattern crochet stitches. Such as: hat, belt, scarf, pair of mittens, pillow, sweater, vest, shawl or baby blanket, doily (made from bedspread (0) weight thread) or set of 5 different ornaments (made from bedspread (0) weight thread) using intermediate skills/stitches. Include one or more pattern stitches--shell, arch, diamond, bobble,

snapdragon, popcorn, cross, puff, cluster, or seed/granite. Can include one or more colors in alternating rows (stripes). Scarf must be at least 24" long.

816b Item or pair of items using intermediate skills for shaping and fitting multiple pieces together: Items must include increase and decrease. Such as stuffed toys or pair of slippers.

817 Item or pair of items using advanced crochet skills. Include one or more of the following advanced skills: afghan stitch, beadwork, camel crochet, filet crochet, Irish crochet, Cro-knit/hook, Cro-tat, hairpin lace, or broomstick lace; combining pattern stitches with crocheted buttons and/or buttonholes; creating plaids, geometric designs or checks; making novelty crochet articles; or creating your own design. Original designs must include a copy of directions, notes and diagrams used to create the item(s). Suggested items include: multi-colored hat, purse, collar (made with bedspread-weight cotton thread), sweater, jacket, afghan or coat.

HAND EMBROIDERY

- Exhibit only 1 embroidery item per 4Her
- All projects are to be a "finished" item (for example: the stitchery is framed or made into an item such as a pillow, wall hanging, pot holder, eyeglass holder, etc.) The stitchery can be created on a purchased item, such as a pillowcase, clothing, tote bag, purse, bib, or dishtowel. Items may be made from purchased kits that meet the individual project guidelines.
- The sizes mentioned in the classes below (such as 5" X 7") relate to the amount of stitching, not the size of the fabric, frame, or finished item

One Type of Embroidery Stitch

818a Redwork: Embroidery item made with a single color of floss such as "Redwork," using red floss. Must use the stem stitch and have an embroidered area equivalent to 5 x 7 inches or larger

818b Stamped Cross Stitch: Cross stitched design stamped (printed/drawn) on plain woven fabric and have an embroidered area equivalent to 5 x 7 inches or 2" X 16" border or larger.

Multiple Types of Embroidery Stitch

819a Candlewicking: Candlewicking design stamped on plain woven fabric. Must include stem/outline, satin and colonial knot stitches and have an embroidered area equivalent to 5 x 7 inches or larger.

819b Stamped Embroidery: Embroidery design printed/drawn on plain woven fabric or felt. Must include three or more of the following different stitches (stem/outline, lazy daisy, running, straight, French knot, satin, blanket, chain, or back stitch). May use more than one color of floss. Must have an embroidered area equivalent to 5 x 7 inches or larger.

819c Free Embroidery: Embroidery design used to embellish a base fabric without the design being drawn on the fabric. Must include three or more of the following different stitches (stem/outline, lazy daisy, running, straight, French knot, satin, blanket, chain or back stitch). May use more than one color of floss. Must have an embroidered area equivalent to 5X7 inches or larger. Embroidery may embellish design lines on the item.

Charted Embroidery Using Large Cross or Snowflake Stitches

820a Cross Stitch on Gingham: Cross stitch on ¼-inch gingham and have an embroidered area equivalent to 5 x 7 inches or larger.

820b Counted Cross Stitch: Counted cross stitch on 11 count Aida cloth and have an embroidered area equivalent to 5 x 7 inches or larger.

820c Chicken Scratch (on gingham): Chicken Scratch (also known as Snowflake embroidery) on ¼ inch or smaller checked gingham fabric. Must have an embroidered area equivalent to 5 x 7 inches or larger.

Crewel Embroidery

821 Crewel embroidery design on linen or cotton twill fabric using crewel or Persian yarn. Must have an embroidered area equivalent to 6 x 8 inches or larger.

Charted Embroidery Using Specialty Cloth

822a Counted cross stitch on 14 count Aida Cloth. Must have an embroidered area equivalent to 5 x 7 inches or larger.

822b Counted cross stitch using Waste Canvas. Must have an embroidered area equivalent to 5 x 7 inches or larger.

822c Huck embroidery on huck towel/ toweling creating a minimum 2 inch wide border design.

822d Swedish weaving on monk's cloth creating a minimum of 6 inch wide border design.

GOTTINGHAM
True Value HARDWARE

Kubota®

Kubota Tractor of The Tri State LLC

130 Mt. Zion Road, Florence, KY 41042

Cell: 859-743-1364

Fax: 859-371-4188

E-mail: tristatekubota@fuse.net

Kelly Craddock
859-371-7567

Land Pride WOODS shindaiwa

Embroidery Using Advanced Skills

823a Ribbon Embroidery Using Silk Ribbon for 5 or More Embroidery Stitches: Design may also include use of embroidery floss in addition to silk ribbon.

823b Crazy Quilt Patchwork constructed of irregularly shaped fabric pieces embellished with a combination of ribbon work, specialty thread, embroidery stitches, and/or beadwork creating a finished crazy quilt design.

823c Counted cross stitch on 18 or 22 count even weave or Aida cloth. Must have an embroidered area equivalent to 5 x 7 inches or larger.

823d English Smocking, Smocked area must be equivalent to 4 x 6 inches or larger. Design must include at least 5 different smocking/embroidery stitches.

KNITTING

- Exhibit only 1 knitting item per 4Her
- The objective is for youth to learn the skills involved in hand knitting with needles. Therefore, items made on a knitting loom or knitting machine are NOT to be entered and will not be judged.

824 Small/simple knitted item(s): A hat, pillow, purse, scarf, belt, doll afghan, or two wash cloths using medium (4) worsted weight yarn. Solid color or variegated yarn is acceptable. Wash cloths should be made from worsted weight cotton yarn. Items are limited to those that include garter stitch, stockinette stitch, and/or ribbing stitch. Scarf must be at least 24" long. Items made on a knitting machine or loom do not fit in this class.

825 Knitted Item created with Novelty/Decorative Yarn(s): Use some yarn other than medium (4) worsted weight yarn. Such as a purse, scarf, hat, leg warmers, etc. Scarf must be at least 24" long. Items made on a knitting machine or loom do not fit in this class.

826 Larger/simple knitted item(s): Pair of mittens; a pair of slippers; a shawl; or an afghan (minimum size 36X36 inches). May use yarn other than worsted weight yarn. Two colors and one pattern stitch may be used in addition to garter stitch, stockinette stitch, and/or ribbing stitch. Items made on a knitting machine or loom do not fit in this class.

827a Knitted project focused on shape-Garment or Fashion Accessory: Exhibit one item or a pair of items using pick up stitches, and/or knitting in the round. Item must include increase or decrease. May use yarns other than Medium (4) worsted weight yarn. May include simple color changes (stripes or duplicate stitch) Ideas such as: gloves, hat, mittens, socks, leggings, skirt, sweater, vest. Items made on a knitting machine or loom do not fit in this class.

827b Knitted Project Focused on Shape-Stuffed Toy: Exhibit one item using pick up stitches, and/or knitting in the round. Item must include increase or decrease. May use yarns other than medium (4) worsted weigh yarn. May include simple color changes (stripes or duplicate stitch). Items made on a knitting machine or looms do not fit in this class.

828 Knitted Project Focused on Color Design: Exhibit one item or a pair of items using charted designs or design your own. Charted designs may include color changes such as Fair Isle Intarsia, and Mosaic knitting. Original designs must include a copy of directions, notes, and any diagrams used to create the item. Ideas such as: pillow, afghan (minimum size 45X60 inches), holiday stocking (minimum 18" in length), purse, pair of socks, sweater. Items made on a knitting machine or loom do not fit in this class.

829 Knitted Project Focused on Textural Design: Exhibit one item or pair of items using charted designs or design your own. Charted designs must include multiple pattern stitches such as Aran Isle knitting or lace knitting. Knitting with beads is also acceptable. Original designs must include a copy of directions, notes, and any diagrams used to create the item. Ideas such as: cell phone holder, amulet, pillow, afghan (minimum size 45 x 60 inches), holiday stocking (minimum 18 inches in length), purse, pair of socks, sweater. Items made on a knitting machine or looms do not fit in this class.

LACEWORK-TATTING

- Exhibit only 1 lacework-tatting item per 4Her

830 One thread tatting: Tatted item or item embellished with tatted edging or tatted motifs using a tatting needle or shuttle and single thread. Item should include rings with picots and double stitches only. Item to which the tatting is attached may be purchased, made by member or by someone else; Judging is based on tatting and quality of workmanship in attaching it to the item.

831 Two thread tatting: ookmark, jewelry, tatted em-

bellishment on clothing or other item using size 5 needle or shuttle and 2 appropriate sized threads. Item must include chains and rings with picots and double stitches, may use one or two colors of thread. Item to which the tatting is attached may be purchased, made by member or by someone else; Judging is based on tatting and quality of workmanship in attaching it to the item.

832 Advanced tatting: Exhibit one of the following items:

- Item of shuttle tatting using size 20 or 30 tatting thread. Options: Bookmark, jewelry, embellishment on clothing or other item. Item must include chains and rings with picots and double stitches, may use one or two colors of thread.
- Item of needle tatting using size 7 needle and appropriate sized tatting thread. Options: Bookmark, jewelry, embellishment on clothing or other item. Item must include chains and rings with picots and double stitches may use one or two colors of thread.
- Item using either shuttle or needle tatting with the use of two threads and beads. Options: jewelry, advanced motif as embellishment on clothing or other items. Item to which the tatting is attached may be purchased, made by member or by someone else; Judging is based on tatting and quality of workmanship in attaching it to the item.

QUILTING

- Exhibit only 1 quilting item per 4Her
- All projects are to be a completed item that includes a pieced top, batting, backing fabric, and a finished outer edge.
- Quilting on long arm quilting machines or hooped embroidery machines is not an option for the Needlework-Quilting project.
- Quilting or tacking should be done by hand or with the use of a conventional sewing machine. Refer to 4H Quilting publications.

833 Quilted Mat (12" X 12" finished size): Exhibit one a 2 X 2 "quilt" made with four six inch squares. At least two of the 6-inch squares must be patchwork designs in which square and/or rectangle pieces are pieced together (do not include triangle pieces).
Piecing technique: stitch by hand or sewing machine.
Quilting technique: machine tack or hand tie, stitch by hand or use a conventional sewing machine (Do NOT use a long arm quilting machine or hooped embroidery machine.

834 Quilted Runner-machine tacked or hand tied (12" X 36" finished size): Exhibit a 1 X 3 four-block runner "quilt". Each four-block must include at least two 6-inch square patchwork blocks made with square and/or rectangle pieces (do not include triangle pieces).
Piecing technique: stitch by hand or sewing machine.
Quilting technique: machine tack or hand tie.

835 Quilted Runner-quilted by hand or sewing machine (12" X 36" finished size): Exhibit a 1 X 3 four-block runner "quilt". Each four-block must include at least two 6 inch square patchwork blocks made with square and/or rectangle pieces (do not include triangle pieces).
Piecing technique: stitch by hand or sewing machine.
Quilting technique: stitch by hand or use a conventional sewing machine (Do NOT use a long arm quilting machine or hooped embroidery machine.

836 Hand Quilted Wall Hanging or Small Quilt (36" X 36"): Exhibit a 4 or 9 block quilt or quilted wall hanging. Each block must measure 12 inches by 12 inches for the 4-block version or 9 inches by 9 inches for the 9-block version. Finished project must include appliqué and/or triangle pieces with sashing and/or borders. Finished quilt not to exceed 36 inches by 36 inches.
Piecing technique: stitch by hand or sewing machine
Quilting technique: stitch by hand using cross hatching, stitching in the ditch, or echo/outline quilting.
Edge finishing technique: Applied binding with mitered corners, hanging sleeve optional.

837 Machine Quilted Wall Hanging or Small Quilt (36" X 36"): Exhibit a 4 or 9 block quilt or quilted wall hanging. Each block must measure 12 inches by 12 inches for the 4 block version or 9 inches by 9 inches for the 9 block version. Finished project must include appliqué and/or triangle pieces with sashing and/or borders. Finished quilt not to exceed 36 inches by 36 inches.
Piecing technique: stitched by hand or sewing machine
Quilting technique: stitch using a conventional sewing machine using cross hatching, stitching in the ditch, or echo/outline quilting. (Do NOT use a long arm quilting machine or hooped embroidery machine.)
Edge finishing technique: Applied binding with mitered corners, hanging sleeve optional.

838 Creative Quilt or Quilted Wall Hanging (at least 24" X 24" up to 48" X 48"): Exhibit a creative quilt, minimum finished size 24 inches by 24 inches, maximum size 48 inches by 48 inches. Quilt top should include advanced piecing techniques joined by hand and/or machine that may include dimensional pieces, appliqué, foundation piecing, English paper piecing, miniature scale, and/or landscape design.
Piecing technique: stitch by hand or sewing machine
Quilting technique: Stitch by hand or conventional sewing machine using stippling or patterned/stenciled motifs. (Do NOT use a long arm quilting machine or hooped embroidery machine.)
Edge finishing technique: Applied binding with mitered corners, hanging sleeve optional.

Have Fun at The Fair
July 15 - July 20, 2019

4H FOODS EXHIBITS

(Includes Breads, General Foods, and Food Preservation)
(Division 6035)

- **Follow Kenton County 4H Record Book Policy**
- Entries are to be made using recipes specified in the class description. All recipes can be found in the **4-H Fair Recipe Book--Food** at http://4-h.ca.uky.edu/content/food-and-nutrition, in the ***4-H Cooking 101-401 Series*** or contact your county Extension agent. Recipes may also be specified within the class description. No food or containers will be returned.
- Place baked products on a disposable plate inside a re-closeable zip-type bag. The plate can be place inside the bag or under the bag; the idea is to keep the product from being damaged. Use of plastic film or aluminum foil to wrap product is discouraged, but will not cause the product to be disqualified. Wrapped cakes should be transported in a sturdy container such as a cardboard box.

Muffins

841 Three Oatmeal Muffins: Use recipe in *4-H Cooking 101*, p. 54.
842 Three Cheese Muffins: Use recipe in *4-H Cooking 201*, p. 49.

Biscuits

843 Three Rolled Biscuits: Use recipe in *4-H Cooking 201*, p. 50.
844 Three Scones: raisins may be substituted for cranberries. Use the recipe in the *2018 4-H Fair Recipe Book* at http://4-h.ca.uky.edu/content/food-and-nutrition.

Quick Breads

845 Three Cornmeal Muffins: Use the recipe in the *4-H Fair Recipe Book* at http://4-h.ca.uky.edu/content/food-and-nutrition.
846 Three pieces of Coffee Cake with Topping: Use recipe in *4-H Cooking 101*, p. 59. Nuts are optional.

Cookies

847 Three Chewy Granola Bars (gluten-free): Use recipe in *4-H Cooking 101*, p. 35.
848 Three Brownies: Use recipe in *4-H Cooking 101*, p. 67. Nuts are optional.
849 Three Snickerdoodle Cookies: Use recipe in 4-H Cooking 201, p. 88

Cakes

850 One 8" or 9" layer Rich Chocolate Cake (no icing): Use recipe in *4-H Cooking 301*, p. 116.
851 One 8" or 9" layer Carrot or Zucchini Cake (no icing): Use recipe in *4-H Cooking 301*, p. 119. May use carrots or zucchini.
852 ¼ of a Basic Chiffon Cake: Use recipe in *4-H Cooking 401*, p. 118. Do not use variations.

Pies

853 One whole Double Crust Apple Pie: Use recipes in 4-H Cooking 401, p. 105 and 97 or in the 4-H Fair Recipe Book--Food at http://4-h.ca.uky.edu/content/food-and-nutrition. Leave pie in the disposable pie pan and place all in a zip-type plastic bag. May use spice variation if desired.

Yeast Breads

854 Three Cinnamon Twists (no icing): Use recipe in *4-H Cooking 301*, p. 42 & 44.
855 Three Soft Pretzels: Use recipe in *4-H Cooking 301*, p. 48. Use any one topping listed.
856 One loaf Oatmeal Bread: Use recipe in *4-H Cooking 401*, p. 25.

Bread Made in a Bread Machine

857 One loaf Honey Whole Wheat Bread made in a bread machine: Use the recipe in the *4-H Fair Recipe Book--Food* at http://4-h.ca.uky.edu/content/food-and-nutrition. May be a 1-pound or 1 ½ pound loaf.

Candy

858 Three pieces Classic Chocolate Fudge: Use recipe in *4-H Cooking 401*, p. 89. Nuts are optional.

4H FOOD PRESERVATION (Division 6036)

- **Follow Kenton County 4H Record Book Policy**
- Exhibitor may enter one level only.
- The decision of the judges is final.
- Work must be done by 4Her
- Food Preservation jars must be clear, clean STANDARD jars specifically designed for home canning. Mayonnaise jars and non-standard jars will be disqualified.
- Two-piece screw bands and lids specifically designed for home canning should be left on containers until entered at the fair. Judges will remove screw bands and open the jar for judging purposes. Do NOT eat contents of containers upon return.
- Recipes: Entries are to be made using recipes found in the **4-H Fair Recipe Book--Food Preservation** at http://4-h.ca.uky.edu/content/food-and-nutrition or contact your county Extension agent for 4-H ID.
- Jars not processed by the correct methods will not be judged. Open kettle processing is not acceptable for any product.
- All food preservation entries must be prepared with raw products. Re-canning of commercially processed foods will be disqualified.

- Contact the 4H agent for labeling requirements
- Helpful Information for the following classes can be found on the National Center for Home Food Preservation.

861 Dried Apples: Dry apples according to the instructions in the ***4-H Fair Recipe Book--Food Preservation*** at http://4-h.ca.uky.edu/content/food-and-nutrition. Place 12 pieces of dried fruit in a container which is an example of a container suitable for long term storage of dried fruit. Label package with kind of fruit and date processed. Size of the container is not being judged. Publication HE 3-501 may be helpful: http://www2.ca.uky.edu/agc/pubs/FCS3/FCS3501/FCS3501.pdf

862 Salsa: (pint jar or smaller) canned using a boiling water canner. Use the recipe in the ***4-H Fair Recipe Book--Food Preservation*** at http://4-h.ca.uky.edu/content/food-and-nutrition. The USDA recommended headspace for salsa is ½ inch. Canning label must be completed by member and affixed to the jar. Publications Home Canning Salsa (FCS3-581) at http://www2.ca.uky.edu/agc/pubs/FCS3/FCS3581/FCS3581.pdf, Home Canning Tomatoes and Tomato Products (FCS3-580) at http://www2.ca.uky.edu/agc/pubs/FCS3/FCS3580/FCS3580.pdf and USDA Complete Guide to Home Canning: http://nchfp.uga.edu/publications/publications_usda.html may be helpful.

863 Dill Pickles: (pint jar or smaller), canned using a boiling water canner: Use the recipe in the ***4-H Fair Recipe Book--Food Preservation*** at http://4-h.ca.uky.edu/content/food-and-nutrition. The USDA recommended headspace for pickles: ½ inch. Canning label must be completed by member and affixed to the jar. Publications Home Canning Pickled and Fermented Foods (FCS3-582) at http://www2.ca.uky.edu/agc/pubs/FCS3/FCS3582/FCS3582.pdf and USDA Complete Guide to Home Canning: http://nchfp.uga.edu/publications/publications_usda.html may be helpful

864 Strawberry Jam: (half pint or smaller jar), canned using a boiling water canner. Use the recipe in the ***4-H Fair Recipe Book--Food Preservation*** at http://4-h.ca.uky.edu/content/food-and-nutrition. The USDA recommended headspace for jam is ¼ inch. Canning label must be completed by member and affixed to the jar. Write the type of fruit used on the canning label. Publications FCS3-579 at http://www2.ca.uky.edu/agc/pubs/FCS3/FCS3579/FCS3579.pdf and USDA Complete Guide to Home Canning: http://nchfp.uga.edu/publications/publications_usda.html may be helpful. Refrigerator and freezer jams are not appropriate for this class.

865 Green Beans: (One pint), canned using a pressure canner. Use the recipe in the ***4-H Fair Recipe Book--Food Preservation*** at http://4-h.ca.uky.edu/content/food-and-nutrition. Beans may be 'raw packed' or 'hot packed' but the packing method used must be indicated on the label. The USDA recommended headspace for green beans is 1 inch. Canning label must be completed by member and affixed to the jar. Publication FCS3-583 Home Canning Vegetables (http://www2.ca.uky.edu/agc/pubs/FCS3/FCS3583/FCS3583.pdf and USDA Complete Guide to Home Canning: http://nchfp.uga.edu/publications/publications_usda.html may be helpful.

4H HOME ENVIRONMENT (Division 6039)

- **Follow Kenton County 4H Record Book Policy**
- The work on the entry must be done by 4-H member since the 2018 Fair.
- 4Her may enter only one unit, but may enter all classes within said unit.
- 4Her may enter a unit and also enter section on "Changing Spaces"
- The decision of the judges is final.
- Each exhibit must be properly labeled. Place ID tag (4LO-11SO) in the most visible place on the exhibit, preferably on the lower right-hand corner. Labels may be securely taped, attached with a rubber band through a hole in the corner or safety pinned (fabric items). Do NOT use straight pins. To insure that all parts of the exhibit make it back to the county, "hide" a small label (with a minimum of the county name) on EVERY part that might become separate from others; these should not be visible to the public when displayed.
- Several classes require documentation. Write the member's name, county, and class number on the front of the sheet, folder or notebook of documentation.
- Rods, pins and fixtures will be provided by State Fair for window treatment exhibits.
- Items normally hung on the wall, such as pictures, wall hangings and bulletin boards must be ready to hang with appropriate hardware permanently attached
- Refinished item refers to an item already in use which has been given a new finish using paint or some type of seal.

UNIT I EXHIBITS from Exploring Your Home project book

AD - R #2
11933 Taylor Mill Rd., Independence, KY 41051
859-356-1500

887 Color Collage (pp. 7-8, activity 3) A collage of color created by the member to depict colors liked by the member. A collage is made up of a collection of objects (such as paper, fabric, wrapping paper, wallpaper, carpet, or other materials) artistically arranged and adhered to a mat board or foam core board.
888 Texture Collage (pp. 8-9, see activities 1 & 2) A collection of textured items or rubbings of textured items artistically arranged and adhered to mat board or foam core board.
889 Transparent Finish applied to small wood object. (pp. 13-14) Apply a clear finish such as tung oil or penetrating seal or polyurethane which does not include stain to a small wood object such as a bowl, tray, board game or box. A transparent finish allows the wood grain to show through. Judging emphasis will be on how well the object is prepared for the finish and how well the finish has been applied, not the construction of the wood object. The wood object may be made by the member, made by someone else, purchased or found. Items that are stained or finished with paint do not fit in this class.
890 Simple, cloth item for the home. (Sewing machine may be used but is not required) Examples: decorative pillow, tablecloth, laundry bag, place mats; footstool with a seat made of woven fabric; fabric applied to an item such as a box, plate, or lampshade. Unacceptable: purses, tote bags, backpacks, duffle bags.
891 Wastebasket-(pp. 10-12) decorated by member
892 Bulletin board (must be ready to hang with appropriate hardware attached)

UNIT II EXHIBITS from Living with Others project book
893 Decorative item for the home and photo-decorative item created by member as part of 4H home Environment Project. Include a photo showing how the item fits into the home's décor.
894 Simple wood item refinished by the 4H member (pp 14-15). by the 4H member (pp 14-15). Item should have straight lines with no elaborate carvings or turnings. (The idea is to learn how to apply a new finish such as paint, stain, varnish, polyurethane, etc. to a simple wooden furnishing that's already in use.) Documentation is to include a "before" photo with explanation of how the item was refinished and must be securely attached. Examples: refinished foot stool, children's furniture, small box, tray, picture frame, book shelves, or plant stand.
895 Cloth item for the home created using a sewing machine (Unit II, pp. 12-14). Examples: hemmed table cloth or table runner, wall hanging, pillow, pillow case, throw, embellished towels, shower curtain, chair cover, laundry bag, pet bed, valence and curtains. Unacceptable: purses, tote bags, backpacks, duffle bags.
896 Invitation and thank you letter/note--Design an invitation and thank you letter/note for a sleepover, birthday party or other occasion of your choice. (p. 6-7) Cards/letters may be created with computer software or handwritten. Decorations on the cards/letters may be member's original artwork, computer-generated art, purchased or found decorative items. The message written in the card or letter is more important than the decorations. Write your name and county on the back of each card/letter and place each card/letter in a plastic sheet protector. (For the fair, it is best to use a fictitious address and contact information on the invitation or thank you.) Envelopes are not required for exhibit.

UNIT III EXHIBITS from Where I Live project book.
897 Accessory for the home created by the 4-H member-This exhibit is to be made up of two parts: 1) the accessory and 2) a sheet or folder of documentation. Documentation is to include: a sketch or photo to show how the accessory is used in the home and a description of how the design and colors fit in with the other furnishings and color used in the home. Examples: stitchery or appliqué wall hanging, latch hook items, pillow with applied design (stitchery, appliqué or other media), rug, picture in appropriate frame and ready to hang.
898 Individual place (table) setting This exhibit is to be made up of two parts: 1) one individual place setting appropriate to a theme or event chosen by the 4H member and 2) a color photo or diagram of the place setting showing how it should be arranged. (pp. 11-13) Include plate, beverage container(s) and placemat, and napkin. Additional decorative item(s) are optional. All items that make up the place setting are to fit on the surface of the placemat. Flatware (knife, fork and spoon) must be included in the photo/diagram showing how all the items are arranged, but do not send flatware to the state fair. To insure that all pieces get returned to the member, write the name and county of the exhibitor on tape and place it on every part of the table setting in a location hidden to the public when exhibited at the fair.
899 Piece of furniture refinished-stripped, sanded, and painted or stained/sealed by the 4-H member (pp. 16-20). This exhibit is to be made up of two parts: 1) the furniture and 2) Documentation is to include a "before" photo with explanation of how the item was refinished and must be securely attached. Examples: rocker, table, large chair or chest.

Kannady & Moore Auction Service

Randy Moore - 859.393.5332
Steve Kannady - 859.991.8494

900 Old or discarded item made useful in a new way as a home accessory (p.20) This exhibit is to be made up of two parts: 1) the accessory and 2) a sheet or folder of documentation. Documentation is to include a "before" photo; an explanation of how the item was mad useful again in a new way. Examples: old silverware flattened and made into wind chimes, scrap wood pieces made into wall art, old lace doily attached to a pillow or framed, old tool box cleaned up and made into a TV stand.

UNIT IV EXHIBITS From In My Home project book

901 An accessory for the home made with original or adapted design. This exhibit is to be made up of two parts: 1) the accessory and 2) a sheet or folder of documentation. Documentation is to include an explanation of how the item was created/adapted and a description of how and where item is used in the home. Examples: latch hooked rug or wall hanging; pillow with stitchery design, wall hanging of natural dyed yarns or drawing with mat and finished or refinished frame.

902 Heritage item refinished, restored, or made by the 4-Her. This exhibit is to be made up of two parts: 1) the item and 2) a sheet or folder of documentation. Documentation is to include information on the history or meaning of the item to the member, how the item was refinished, restored, or made by the member, and how it us used in the home. Examples include antique or collectible furniture, memory box, scrap book that reflects family history/home/house/farm/land of several generations, quilt with heritage design, wall hanging showing family tree.

903 Purchased article selected by 4-H member to solve a home decorating problem. This exhibit is to be made up of two parts: 1) the purchased article and 2) a folder of documentation. Documentation is to include a description of the problem to be solved, alternatives considered in the solution of the problem, how the plan was carried out, resources used (time, money) and member's evaluation of the results (satisfaction with purchased article, how article is used in the home), and photos illustrating the before and after effect. Examples include wall decoration, lamp, vase, storage item, desk accessories, bedspread, rug, table linens, pillow, and draperies.

904 A cloth article made by the 4-H'er showing a major home improvement. This exhibit is to be made up of two parts: 1) the cloth article and 2) a folder of documentation. Documentation is to include a written description, "before" and "after" pictures showing how cloth article is used in home, other colors used in room, time and costs involved, and care required. Examples: bedspread, quilt, window treatment, and boxed bench pad. Unacceptable: purses, tote bags, backpacks, duffle bags.

UNIT ADVANCED Self-Directed Project

905 Furniture Experience. Furniture which has been refinished, reupholstered, recovered, recycled, reused or remodeled. Exhibit is to be made up of two pieces: 1) the piece of furniture and 2) a folder describing the original condition of the furniture (include a picture if possible), work required in completing project, time and cost involved, and how item is used in the home. DO NOT INCLUDE NEWLY CONSTRUCTED FURNITURE.

906 Design Experience. Create a plan for or actually compete a design experience. The exhibit is to be made up of two pieces: 1) a home furnishing item which is representative of the design experience (item may be made by the member or purchased) and 2) a folder or notebook describing the plan. Examples of project ideas: include a plan for redecorating a room, creation of an accessory item using an original design of 4-H member, notebook with pictures and descriptions of architectural styles used in Kentucky homes.

907 Heritage Experience-Complete a heritage project. The exhibit is to be made up of two pieces: 1) an item representative of the heritage experience and 2) a folder or notebook describing the overall experience, the significance of the project to your family. Examples of project ideas: Restoration of a family heirloom (could include caning, reseating, etc.) including who it belonged to and the significance to the family; study of furniture styles including pictures and history; study of old buildings in the community including photos and descriptions of the architectural significance, period of history, uses of the buildings; create an item after learning a heritage or craft skill... especially from an older family member or friend and describe how skill was learned, how interest was stimulated and how you will use item and skill.

908 Major Home Improvement Experience. Complete a major home improvement project. The exhibit is to be made up of a notebook which describes the project, tell whether project was an individual project or a group or family project, describe the do-it-yourself skills learned, time and cost involved. Include before, during, and after photographs, if possible. Examples: improve storage areas in the house or garage; paint the house; wallpaper and decorate a room; remodel the basement.

CHANGING SPACES

909 Room Floor Plan. This exhibit is to be made up of two parts: 1) a mounted printout of a room and 2) folder of the documentation described below. Use the Better Homes and Garden web site: www.bhg.com/decorating/arrange-a-room/ or similar software to draw a room (scale: 1 square=1foot) Include a door(s), window(s), and furniture. Print in color or black and white. (Minimum size 8 1/2 X 11 inches. Maximum size 11 X 17 inches.) Mount the printout on mat board, or foam core board. Documentation should include answers to these questions:

Is the room you have drawn similar to a room in your house? What are its dimensions? How many square feet are in the room?

Did you have problems with the web site or software? If so, how did you solve them?

Tell about how you worked with the items in your room such as walls, windows, doors and furniture.

910 House Floor Plan. This exhibit is to be made up

of two parts: 1)mounted printout of house plan and 2)folder of the documentation described below. Use any software program to draw a house plan. Include bedroom(s), bath(s), living space, kitchen, door(s) and window(s). Including a garage is optional. Print in color or black and white. (Minimum size 8 1/2 X 11 inches. Maximum size 11 X 17 inches.) Mount the printout on mat board or foam core board. Documentation should include answers to these questions:

Does your floor plan resemble the house you live in? If not, did you look at other floor plans for inspiration? What type of roof does your house have?

Did you consider how a family member who is disabled (for instance, a wheelchair user) might get around in your home?

Describe any problems you had with the soft ware and how you solved them. Tell how you worked with additional items required to cre ate a floor plan.

911 Presentation Board Color Scheme for One Room: This exhibit is to be made up of two parts: 1) a presentation board as described below and 2) a folder of the documentation described below. Create a presentation board which illustrates a color scheme for any room in the home. On mat board or foam board, mount color pictures or actual swatches of the fabric, wall covering, paint and flooring, (Color pictures may be downloaded and printed or cut from magazines to represent these items. The mounting board should be 15" or 16" X 20".) In the folder, describe the person who lives in the room and the decisions required in selecting the color scheme.

912 Presentation Board-Floor Plan & Color Scheme for Bedroom: This exhibit is to be made up of two parts: 1) a presentation board as described below and 2) a folder of the documentation described below. Create a presentation board which includes a floor plan (with placement of furniture) and color scheme for a bedroom. Use the Better Homes and Gardens website www.bhg.com/decorating/arrange-a-room/ or similar software to draw the bedroom (scale: 1 square=1 foot). Include a door(s), window(s), and furniture. Print in color or black and white. On mat or foam board, mount the floor plan and color pictures or actual swatches of fabric, wall covering, paint and flooring. (Color pictures may be downloaded and printed or cut from magazines to represent these items.) The mounting board should be 15" or 16" X 20". In the folder, describe the person who lives in the room and the decisions required in selecting the color scheme, flooring, wall and window treatments; describe the furniture and how the furniture was arranged to accommodate traffic flow; describe the floor, wall, and window treatments selected, etc.; and describe what you like most about the room.

913 Presentation Board-Great Room or Family Room Floor Plan and Color Scheme: This exhibit is to be made up of two parts: 1) a presentation board as described below and 2) a folder of the documentation described below. Create a presentation board which includes a room floor plan (with placement of furniture) and color scheme for a great room/family room. Use the Better Homes and Gardens website www.bhg.com/decorating/arrange-a-room/ or similar software to draw the room (scale: 1 square=1 foot). Include a door(s), window(s), and furniture. Print in color or black and white. On mat or foam board, mount the floor plan and color pictures or actual swatches of fabric, wall covering, paint, and flooring, (Color pictures may b downloaded and printed or cut from magazines to represent these items.) The mounting board should be 15" or 16" X 20". In the folder, describe the family who uses the room and the decisions required in selecting the color scheme, flooring, wall and window treatments; describe the furniture and how the furniture was arranged to accommodate traffic flow; describe the floor, wall, and window treatments selected, etc.; and describe what you like most about the room.

4H CONSUMER AND FINANCIAL EDUCATION (Division 6040)

- **Follow Kenton County 4H Record Book Policy**
- One exhibit per 4Her.
- Work on entry must be done by 4H member since the previous year's State Fair
- Designate age of 4Her on Identification Card. (4LO-11SO Identification Card must be attached securely to the front of the poster, in the bottom right corner, not protruding past edge of poster when entered at State Fair)
- Poster may be created on 20" wide X 30" high foam core board or sturdy cardboard (turned in a vertical direction). The use of pencil on the front of the poster is discouraged.
- Judging criteria will be based on theme, poster design (lettering, attractiveness, how well it conveys a message), and narrative.
- Attach a second copy of the narrative in a plastic sleeve so the narrative can be removed for display purposes. The narrative can be single or double spaced, printed by computer or hand-written in ink on plain or notebook paper (front only).

- Posters will be disqualified from class champion if they do not contain narrative or do not conform to topics specified in class description.
- Information can be found in the 4H Consumer Savvy project manuals-The Consumer in Me, Consumer Wise, and Consumer Roadmap.

Level 1 (Grades 4-5): The Consumer in Me

914 Poster on Bargain Shopping. For grades 4-5. Complete a cost comparison chart for one product you and your family use as outlined in the activities under "Bargain Shopping" on pp. 20-21. Use 20" X 30" foam core board or cardboard, turned in a vertical direction. Write a narrative telling how the decision making process was used to reach your final choice, include answers to the questions in "Check This Out" on p. 21. At the end of the narrative, list the sources of information used in researching the topic. Make a poster on "comparison shopping". Include name, age, and county at top of narrative. The narrative can be handwritten or a computer printout; single or double spaces; on plain white or notebook paper, one to two pages written/printed on front side only. Place the narrative in a plastic sleeve. Attach the sleeve to the back of the poster with tape or binder clip.

915 Poster on What is the Best Buy? For grades 4-5. Complete a cost comparison chart for two products in three different sizes as outlined in the activities on pp. 22-23. Use 20" X 30" foam core board or cardboard, turned in a vertical direction. Write a narrative telling how the decision making process was used to reach your final choice; include answers to the question in "Check This Out!" on p. 23. At the end of the narrative, list the sources of information used in researching the topic. Make a poster on "checking prices". Include name, age, and county at top of narrative. The narrative can be handwritten or a computer printout; single or double spaces; on plain white or notebook paper, one to two pages written/printed on front side only. Place the narrative in a plastic sleeve. Attach the sleeve to the back of the poster with tape or binder clip.

Level 2 (Grades 6-8): Consumer Wise

916 Poster on Media and the Marketplace. For grades 6-8. Complete a commercial comparison as outlined in the activities on pp. 18-19. Use 20" X 30" foam core board or cardboard, turned in a vertical direction. Write a narrative of your answers to the question s in "Check This Out!" on p. 19 and tell what conclusions you were able to draw from the experience. At the end of the narrative, list the sources of information used in researching the topic. Make a poster on related to "advertising aimed at young people". Include name, age, and county at top of narrative. The narrative can be handwritten or a computer printout; single or double spaces; on plain white or notebook paper, one to two pages written/printed on front side only. Place the narrative in a plastic sleeve. Attach the sleeve to the back of the poster with tape or a binder clip.

917 Poster on Decision! Decisions! Decide! For grades 6-8. Complete the 6-Step Decision Making process on any item you wish to purchase as outlined in the activities on pp. 12-13. Use 20" X 30" foam core board or cardboard, turned in a vertical direction. Write a narrative of your answers to the questions in "Check This Out!" on p. 13 and tell what conclusions you were able to draw from the experience. At the end of the narrative, list the sources of information you used in researching the topic. Make a poster on "the consumer decision-making process". Include name, age, and county at top of narrative. The narrative can be handwritten or a computer printout; single or double spaces; on plain white or notebook paper, one to two pages written/printed on front side only. Place the narrative in a plastic sleeve. Attach the sleeve to the back of the poster with tape or a binder clip.

Level 3 (Grades 9-12): Consumer Roadmap

918 Poster on How to Write a Wrong. For grades 9-12. Write a complaint letter as outlined in the activities on pp. 22-23. Use 20" X 30" foam core board or cardboard, turned in a vertical direction. Write a narrative of your answers to the questions in "Check This Out!" on p. 23 and tell what conclusions you were able to draw from the experience. At the end of the narrative, list the sources of information used in researching the topic. Make a poster on "resolving a consumer complaint". Include name, age, and county at top of narrative. The narrative can be handwritten or a computer printout; single or double spaces; on plain white or notebook paper, one to two pages written/printed on front side only. Place the narrative in a plastic sleeve. Attach the sleeve to the back of the poster with tape or a binder clip.

919 Poster on I Own a Car or Does It Own Me? For grades 9-12. Calculate and illustrate the costs of owning a car as outlined in the activities on pp. 28-31. Use 20" X 30" foam core board or cardboard, turned in a vertical direction. Write a narrative of your answers to the questions in "Check This Out!" on pp. 29-30 and tell what conclusions you were able to draw from the experience. At the end of the narrative, list the sources of information used in researching the topic. Make a poster on "consumer decision-making in buying a car". Include name, age, and county at top of narrative. The narrative can be handwritten or a computer printout; single or double spaces; on plain white or notebook paper, one to two pages written/printed on front

side only. Place the narrative in a plastic sleeve. Attach the sleeve to the back of the poster with tape or a binder clip.

920 Poster on What Does Real Life Cost? For grades 9-12. Identify and illustrate the true costs of living on your own as outlined in the activities on pp. 32-33. Use 20" X 30" foam core board or cardboard, turned in a vertical direction. Write a narrative of your answers to the questions in "Check This Out!" on p. 33 and tell what conclusions your were able to draw from the experience. At the end of the narrative, list the sources of information used in researching the topic. Make a poster on "The financial responsibilities of living on your own". Include name, age, and county at top of narrative. The narrative can be handwritten or a computer printout; single or double spaces; on plain white or notebook paper, one to two pages printed on front side only. Place the narrative in a plastic sleeve. Attach the sleeve to the back of the poster with tape or a binder clip.

4H LEADERSHIP & COMMUNICATIONS PROJECT (Division 6041)

- **Follow Kenton County 4H Record Book Policy**
- See General Rules applying to all 4H exhibitors and general rules applying to all 4H exhibits other than livestock.
- Exhibits must correspond to any project or activity from the Leadership (4H Step Up to Leadership and Unlock Your Leadership Potential) and/or Communications (4H Building Bridges) project books.
- Only pages relevant to project are needed. Additional pages are allowed but will not be considered by the judges.
- The 4H ID CARD (4LO-11SO) should be securely attached to the outside lower right corner of the outside cover. Inside, clearly indicate the pages that are to be judged. If the pages to be judged are not clearly marked then the last 2-4 pages of the book will be reviewed.
- This is NOT a general scrapbooking category. (For scrapbooking, see Division 6029, class 745/746) The scrapbook format is a method of recording the Leadership and/or Communications experiences of youth who participate in these project areas. Projects must demonstrate a clearly stated correspondence to a Leadership or Communications activity or may not be judged or could receive a white ribbon.
- All pages should be identified with name, county, lot and class. Pages should be in plastic sheet protectors.
- One exhibit per 4Her in communication and one exhibit for leadership.
- Club is limited to one entry in the Club Scrapbook division.
- Exhibit must be in an 8 1/2" X 11" or 12" X 12" notebook or scrapbook format. Format will allow a Leadership or Communication Portfolio to be developed and kept over multiple years.
- Refer to the class entry to determine the required number of pages.
- Photos should clearly address the theme or activity corresponding to the selected leadership project. Each photo should be explained with a 2-3 sentence journaling caption. One or two paragraphs of narrative explaining the project or activity should be included on the scrapbook pages. Clearly indicate pages to be judged. Additional pages beyond those required by the project will not be reviewed.
- Project should contain the following:
  a. 2 or more photos on each page
  b. Each photo should be explained with captions
  c. 1-2 paragraphs of narrative on one of the pages
  d. No additional pages of narrative are needed
- Photos can be taken by the 4-Her or another person. The pictures should clearly address the Leadership or Communication project that is selected. Pictures may be cropped as desired.
- Pages will be scored on: organization of project (easy to follow and relevant to a Leadership Project), neatness, narrative content, caption content, photo content, and overall effectiveness of the project.
- Resume should follow guidelines from the Kentucky 4H Workforce Preparation Curriculum and will be judged based on visual appeal, organization, reverse chronological format, grammar/spelling

WORKFORCE PREPARATION PROJECT-DIVISION 6041-A

925 Junior Division: Resume - one page resume using Microsoft Word. See the Kentucky 4H Workforce Preparation Curriculum https://4-h.ca.uky.edu/rg/workforce-prep.

926 Senior Division: Resume - one page resume using Microsoft Word. See the Kentucky 4H Workforce Preparation Curriculum https://4-h.ca.uky.edu/rg/workforce-prep

LEADERSHIP PROJECT-DIVISION 6041-B

927 Junior Level - 2 pages based on an activity, program or project from the 4H Leadership Curriculum or program. (i.e. Club, activity, project, event) All activities must be conducted as part of your 4-H year.

928 Senior Level - 4 pages based on an activity, program or project from the 4H Leadership Curriculum or program. (i.e. Club, activity, project, event) All activities must be conducted as part of your 4-H year.

4-H CLUB SCRAPBOOK-DIVISION 6041-C

929 4H Club Scrapbook-Using pictures and captions tell about your 4H Club's year focusing on leadership, communications and community service activities. (no limit on page numbers) All activities must be conducted as part of your 4-H year.

4H KENTUCKY TRENDS PROJECT (Division 6042)

- **Follow Kenton County 4H Record Book Policy**
- See General Rules applying to all 4H exhibitors and general rules applying to all 4H exhibits other than livestock.
- Each exhibit must be properly labeled. Place ID tag (4LO-11SO) in the most visible place on the exhibit, preferably on the lower right-hand corner. labels may be securely taped, attached with a rubber band through a hole in the corner or safety pinned (fabric items). To insure that all parts of the exhibit make it back to the county, "hide" a small label (with a minimum of the county name) on EVERY part that might become separated from others. These should not be visible to the public when displayed.
- All photography classes with one photography must be mounted on 10"X16" MAT BOARD-available via order entry (no poster board or foam core board accepted). Single photographs are limited to up to a maximum size of 8"X12".
- Each picture must be mounted securely. Rubber cement or dry mounting tissue is recommended. Do not use photo mounting corners.

CLOVER PHOTOGRAPHY

- Exhibit is limited to a single photograph.
- Subject of photograph must include 4-leaf clover. (Photographs of 3-leaf clovers will NOT be accepted.)
- 4-leaf clover may be real or created.
- Photograph may be color or black and white.
- Follow all mounting rules described in the Cloverville Photography division.
- Maximum photograph size 8"X12"
- The 4H identification tag should be located in the bottom right hand corner.

1010 Junior Clover Photograph
1011 Senior Clover Photograph

RECORDING HISTORY

1. Judging criteria will be based on implementation of the 4H theme, 4H historical content, poster design (lettering, attractiveness, how well it conveys the message), as well as the effectiveness of the poster to promote 4H.
2. Exhibit must be completed on a standard full size foam core board.
3. Posters may not include items or embellishments that make the poster 3-dimensional.
4. Any use of the 4H Clover must adhere to the standards and guidelines of the registered 4H clover
5. Any color foam core board is acceptable.

1040 Junior Historical 4H Poster
1041 Senior Historical 4H Poster

UPCYCLING PROJECT

Upcycling is taking something that you are throwing away and making in into something that maintains or improves the quality of the materials. Examples: There are coin purses made from sweaters, earrings cut out of vinyl records and an old travel case made into a clock. The designs will be judged on quality, use and creativity.

1050 Junior Upcycling Project
1051 Senior Upcycling Project

4H CAKE & CUPCAKE DECORATING

Cake Decorating

1. 4Her may complete either Food or Arts/Misc Record Book for this project.
2. Entry consists of a decorated (Styrofoam) cake.
3. Styrofoam MUST be the base for the decorating. Real cakes will NOT be accepted.
4. Judging is based on decoration only not taste.
5. Exhibit is not limited to a color or design.
6. Refrigeration will NOT be provided.
7. Exhibit must be limited in size to not taller than 24" and no more than 1/2 sheet board.
8. Cakes may be returned based on the condition at the end of the fair
9. 4H identification cards must be attached to bottom right hand corner of sheet board.

1060 Junior 4H Cake Decorating (Cake must include the 4H Clover either in design or decoration)
1061 Senior 4H Cake Decorating (Cake must include the 4H Clover either in design or decoration)
1062 Junior General Cake Decorating
1063 Senior General Cake Decorating

Cupcake Decorating

1. 4Her may complete either Food or Arts/Misc Record Book for this project.
2. Entry consists of a decorated (Styrofoam) cake.
3. Styrofoam MUST be the base for the decorating. Real cakes will NOT be accepted.
4. Judging is based on decoration only not taste.
5. Exhibit is not limited to a color or design.
6. Refrigeration will NOT be provided.
7. Exhibit must be limited in size to not taller than 24" and no more than 1/2 sheet board.
8. Cakes may be returned based on the condition at the end of the fair
9. 4H identification cards must be attached to bottom right hand corner of sheet board.

1070 Junior 4H Cup Cake Decorating
1071 Senior 4H Cup Cake Decorating
1072 Junior General Cup Cake Decorating
1073 Senior General Cup Cake Decorating

NON TRADITIONAL NEEDLEWORK

Loom knitting
1074 Junior loom knitting
1075 Senior loom knitting
Loom knitting
1076 Junior arm knitting
1077 Senior arm knitting

4H ENERGY (county only)

- **Follow Kenton County 4H Record Book Policy**
- Jr. 4Hers will create a poster (using regular sized poster board) depicting the topic of Energy. Possible ideas include but are not limited to, the following: Types of Energy, Alternative Energy Sources, Conserving Energy, Energy Use in the Home, etc. On the back of the poster attach a one page, one-side only narrative explaining your poster and offering more detail about your topic. Attach these in a plastic sleeve.
- Sr. 4Hers Same as Jr. Energy Category

4H WEATHER (county only)

• Follow Kenton County 4H Record Book Policy
Weather Unit 1:
Using information provided in the project book build a solar collector. In a plastic sleeve attach a sheet with your data record as illustrated in the project book.
Weather Unit 2:
Using information in the project book as well as other sources, create a poster describing how to prepare for severe weather. Pick one type of severe weather for your poster. Use regular sized posterboard. Attach a one page, single-sided sheet giving more in-depth information about your poster's topic.
Weather Unit 3:
Using the information in the project book build a weather vane. Attach a one page, singled-sided sheet showing the daily wind direction at a particular time for one week. Or using the information in the project book build an anemometer. After calibrating this instrument determine daily wind speed at a consistent time for the period of a week.
Weather Unit 4:
Create an educational poster showing the variety of weather symbols that are used by weather forecasters. Include the weather symbols listed in the project book as well as a minimum of three other weather symbols. Prepare a one page, single-sided summary about what you have learned in the weather project and how you have applied this information in your daily life.

4H MISCELLANEOUS CATEGORY PROJECTS (county only)

- **Follow Kenton County 4H Record Book Policy**
- There is a limit of one entry per class. (Each number is a class.)
- Entries must meet the following guidelines. These categories are subject to change each year.

4M1 Basket Weaving
4M2 Models
4M3 Leather Craft
4M4 Recycled Craft
4M5 Precast/fired ceramic
4M6 Jewelry- (no pony beads)
4M7 Metal Craft
4M8 Decoupage
4M9 Duct Tape
4M10 Model Rockets
4M11 Holiday Craft
4M12 Scrapbook or Journal
4M13 Yard Ornament/Repurposed
4M 14 Folk Art, Tin Punch, Candle
4M15 Nature Craft
4M16 Bead Craft
4M17 Paper Craft
4M18 Ribbon Craft
4M19 Hand Crafted Soap
4M20 Decorated T-Shirt
4M21 Simple Cloth Item
4M22 Mosaic
4M23 Single Photograph
4M24 Single Photograph (Subject person)
4M25 Shadow Box

4H CLOVERBUD EXHIBITS CLASSES

- Exhibitor must be less than 9 years old as of Jan 1 of current year.
- Record books are not required for Cloverbud classes
- Exhibitors will receive gift bag at registration
- Exhibitors will not receive cash prizes or premiums. Ribbons will be awarded

1. Tomato-any variety, plate of 3 large or 6 cherry
2. Cucumber-plate of 3
3. Beans-plate of 12
4. Corn-any variety, plate of 3
5. Vegetable Plant-grown in container
6. Flowers-1 bloom, any variety in small bottle with water
7. Sunflower-1 head, does not need to be mature
8. Houseplant or Hanging Basket
9. Forestry-5 leaves; pressed, mounted, and labeled with common name, where found, and date found
10. Jewelry- necklace or bracelet
11. Geology-10 rocks or fossils; mounted and labeled with name of rock
12. Wood Science-any wood item sanded
13. Photography-2 photos, any subject, mounted on 8 X 10 mounting or poster board
14. Foods-plate of 5 cookies, any type
15. Knitting/Crocheting/Needlepoint/ Cross-stitch/Crewel-1 item

See You at The Fair
July 15 - July 20, 2019

16. T-shirts-decorated
17. Weaving-1 item
18. Leather Craft-1 item
19. Folk Art-1 painted item
20. Nature Craft-1 item
21. Ceramics-1 piece, stained or glazed
22. Drawing-pen, pencil, crayon, markers, chalk, charcoal
23. Painting-watercolor, oil, acrylic
24. Home Environment-any 1 item made for the home
25. Model-1 item, age appropriate
26. Popsicle Stick Craft-1 item
27. Holiday Craft-1 decoration, any materials
28. Recycled Craft-1 item
29. Electric-1 item
30. Papercraft-1 item
31. Miscellaneous-1 item that does not fit into any other class (no vegetables, no flowers, no animals)

KENTON COUNTY FAIR 4H/FFA LIVESTOCK SHOWS

BANNER SPONSORS: KENTUCKY PORK PRODUCERS; NORTHERN KENTUCKY CATTLE ASSOCIATION A SPECIAL THANKS TO PLATINUM LEVEL 4H/FFA LIVESTOCK SPONSOR-B B & T and HERITAGE BANK!

4H/FFA MARKET LAMB SHOW

- MONDAY, JULY 15, 2019 - 9:30 a.m.
- **Follow Kenton County 4H Record Book Policy**
- Registration & Weigh-in starts at 8:30 a.m.

SHOWMANSHIP

Divisions will be broken when registration is complete and begin with oldest 4Hers
Showmanship Champions from each Division compete for Overall Lamb Showman and Reserve (ribbon only)
Novice Showmanship Division at conclusion of 4H/FFA Production Sheep Show
Showmanship Belt Buckle donated by **Independence Homemakers' Club**

MARKET LAMB CLASSES

Market classes will be determined on day of show, pending the number and weights of entries.
4-H/FFA Market Lamb I
4-H/FFA Market Lamb II
4-H/FFA Market Lamb III
4-H/FFA Market Lamb IV
4-H/FFA Market Lamb V
4-H/FFA Overall Grand Champion
4-H/FFA Overall Reserve Champion
4-H/FFA Rate of Gain Champion
4-H/FFA Reserve Champion Rate of Gain
Ewe Lambs shown in Market Classes are not eligible for Production Classes
Grand Champion - $15.00
Reserve Champion - $10.00
Coordinator: Genita Kiser

4H/FFA PRODUCTION SHEEP SHOW

- MONDAY, JULY 15, 2019, AT 10:30 a.m. following Market Lamb Show
- **Follow Kenton County 4H Record Book Policy**
- Registration at 9:30 a.m. or following Market Lamb Show
- Kenton County Producers Only
- Approved Breeds include: Crossbred, Hampshire, Dorset, Suffolk and others.
- Registration papers required; must be in name of youth or family.

4-H/FFA Ewe Lamb ……born after Jan. 1, 2019
4-H/FFA Senior Ewe Lamb .....born between Sept. 1 - Dec. 31, 2018
4-H/FFA Ewe …… born before Sept. 1, 2018
4-H/FFA Pair of Ewes …… ….. Any Age
4-H/FFA Breed Champion Ewe (ribbon only)
4-H/FFA Breed Reserve Champion Ewe (ribbon only)
4-H/FFA Overall Champion Ewe
4-H/FFA Overall Reserve Champion Ewe
4-H/FFA Breed Champion Pair of Ewes (ribbon only)
4-H/FFA Breed Reserve Champion Pair of Ewes (ribbon only)
4-H/FFA Overall Champion Pair of Ewes.
4-H/FFA Overall Reserve Champion Pair of Ewes
4-H/FFA Jr. Ram Lamb …..born after January 1, 2019
4-H/FFA Sr. Ram Lamb ….born between Sept, 1 and Dec. 31, 2018
4/H/FFA Ram ……born before Sept. 1, 2018
4-H/FFA Breed Champion Ram (ribbon only)
4-H/FFA Breed Reserve Champion Ram (ribbon only)
4-H/FFA Overall Champion Ram
4-H/FFA Overall Reserve Champion Ram
Novice Lamb Showmanship (ribbon only)
Ewe Lambs shown in Market Classes are not eligible for Production Classes.
Overall Champion Ewe and Ram - $15.00
Overall Reserve Champion Ewe - $10.00
Coordinator: Nancy Kloentrup 859-356-2304

4H/FFA GOAT SHOW

- TUESDAY, JULY 15, 2019, 11:30 p.m. following 4H Production Sheep Show
- Registration 10:30 a.m. or following Production Sheep Show
- **Follow Kenton County 4H Record Book Policy**
- Kenton County 4hers Only
- Approved breeds are: Nubian, Toggenburg, Alpine, Saanen, Recorded Grades, LaMancha, All other Breeds, Grade. Registration papers required on purebreds. Must be in name of youth or family.
- howmanship Belt Buckle donated by **Independence Homemakers**

SHOWMANSHIP CLASSES

Class IV (born in 2007, 2008, 2009)
Class III (born in 2005, 2006)
Class II (born in 2002, 2003, 2004)
Class I (born in 2001 and older)
Novice Showmanship Class at conclusion of Show

DAIRY CLASSES
- Junior Kid (born 4/2/2019-7/18/2019)
- Intermediate Kid (born 3/1/2019-3/31/2019)
- Senior Kid (born 8/19/2019-2/28/2019)
- Dry yearling (born 8/19/2017-8/18/2018)
- Yearling Milker (born after 8/19/2017)
- Two Year Milker (born 8/19/2016-8/18/2017)
- Three Year Milker (born 8/19/2015-8/18/2016)
- Four Year Milker (born 8/19/2014-8/18/2015)
- Five Year Milker (born before 8/19/2014)

Pet Goat
- Animals not in any classes above-animals present determine classes

MEAT CLASSES

Does
- 0-3 months of age
- 3-6 months of age
- 6-9 months of age
- 9-12 months of age
- 12-18 months of age
- 18-24 months of age
- 24-48 months of age
- 48+ months of age

Bucks
- 0-3 months of age
- 3-6 months of age
- 6-9 months of age
- 9-12 months of age
- 12-18 months of age
- 18-24 months of age

MARKET GOAT
- Animals must not have been exhibited in breeding class-show committee and judge will determine classes

PYGMY
- Animals must not have been exhibited in breeding class-animals present will determine classes

PET GOAT
- Animal not in any classes above-animals present determine classes

NOVICE SHOWMANSHIP
- Exhibitor 5-8 yrs old as of January 1, 2019

4H/FFA PRODUCTION BEEF SHOW
- MONDAY, JULY 15, 2019 - Show 5:30 p.m.
- Registration 5:00 p.m. to 5:30 p.m.
- **Follow Kenton County 4H Record Book Policy**
- Approved Beef Classes are:
  Angus, Chianina, Hereford, Limousin, Shorthorn, Simmental, Other Purebreds, and Crossbreds.
- Registration Papers are required on Purebreds;
- Must be in name of youth or family.

SHOWMANSHIP

Divisions will be broken when registration is complete and begin with oldest 4Hers

Showmanship Champions from each Division compete for Overall Production Beef Showman and Reserve (ribbon only)

Fair Sponsored Novice Showmanship Division at conclusion of 4H/FFA Production Beef Show

PRODUCTION BEEF CLASSES

4-H/FFA Jr. Bull Calf ..... born after January 1, 2019
4-H/FFA Sr. Bull calf …….. Sept. 1 - Dec. 31, 2018
4-H/FFA Summer Yearling Bull ...May 1- Aug. 31,2018
4-H/FFA Jr. Yearling Bull .. January 1 - April 30, 2018
4-H/FFA Sr. Yearling bull ..... Sept. 1 - Dec. 31, 2017
4-H/FFA Grand Champion of Breed (Ribbon Only)
4-H/FFA Reserve Champion of Breed (Ribbon Only)
4-H/FFA Overall Grand Champion & Reserve Champion Bull
4-H/FFA Jr. Heifer Calf - born After January 1, 2019
4-H/FFA Sr. Heifer Calf - Sept. 1 - Dec. 31, 2018
4-H/FFA Summer Yearling Heifer-May 1 - Aug. 31, 2018
4-H/FFA Jr. Yearling Heifer - Jan. 1 - April 30, 2018
4-H/ FFA Sr. Yearling Heifer - Sept. 1 - Dec. 31, 2017
4-H/FFA Producing Cow.... any age (with calf by side)
4-H/FFA Champion of Breed (Ribbon Only)
4-H/FFA Reserve Champion of Breed (ribbon only)
4-H/FFA Overall Grand Champion Female
4-H/FFA Overall Reserve Champion Female
FAIR SPONSORED NOVICE BEEF SHOWMANSHIP-Kenton County Youth Only (ribbon only)
Overall Champion Bull & Female - $30.00
Overall Reserve Champion Bull & Female - $15.00
Coordinator: Nancy Kloentrup 859-356-2304

4H/FFA MARKET SWINE SHOW
SPONSORED BY STACY AND TREY TAPKE
- TUESDAY, JULY 16, 2019 at 9:30 a.m.
- **Follow Kenton County 4H Record Book Policy**
- Registration & Weigh-In starts at 8:30 a.m.

SHOWMANSHIP

Divisions will be broken when registration is complete and begin with oldest 4Hers

Showmanship Champions from each Division compete for Overall Swine Showman and Reserve (ribbon only)

Novice Showmanship Division at conclusion of 4H/FFA Commercial Gilt Show

Showmanship Belt Buckle donated by **Independence Homemakers' Club**

Banners provided by **Kentucky Pork Producers**

MARKET SWINE CLASSES

Market classes will be determined on day of show, pending number of entries and weight.

4-H/FFA Market Class I
4-H/FFA Market Class II
4-H/FFA Market Class III
4-H/FFA Grand Champion Market Hog
4-H/FFA Reserve Champion Market Hog
4-H/FFA Grand Champion Rate of Gain
4-H/FFA Reserve Champion Rate of Gain

Champion Market Hog - $15.00
Reserve Champion Market Hog - $10.00
Coordinator: Nancy Kloentrup 859-356-2304

4H/FFA COMMERCIAL GILT SHOW
SPONSORED BY STACY AND TREY TAPKE

- TUESDAY, JULY 16, 2019, following Market Swine Show.
- Registration at 11:00 a.m. or following Market Show
- **Follow Kenton County 4H Record Book Policy**
- Kenton County Producers Only
- Gilts shown in Market Classes are not eligible for Commercial Gilt Classes.
- Commercial Gilts shown by weight and classes will be broken by judge on show day
- **Banners provided by Kentucky Pork Producers**

Overall Champion Gilt - $15.00
Overall Reserve Champion Gilt - $10.00
Coordinator: Nancy Kloentrup 859-356-2304

4H/FFA MARKET STEER SHOW

- WEDNESDAY, JULY 17, 2019 9:30 a.m.
- Registration & Weigh-in: from 8:30 A.M - 9:30 a.m.
- **Follow Kenton County 4H Record Book Policy**
- Kenton County Producers Only

SHOWMANSHIP

Divisions will be broken when registration is complete and begin with oldest 4Hers
Showmanship Champions from each Division compete for Overall Steer Showman and Reserve (ribbon only) **Banners provided by Northern Kentucky Cattle Association**
Showmanship Belt Buckle donated by **Independence Homemakers' Club**

MARKET STEER CLASSES

Market classes will be determined on day of show, pending number of entries and weight.
4-H/FFA Market Steers - Small frame
4-H/FFA Market Steers - Medium frame
4-H/FFA Market Steers - Large frame
4-H/FFA Grand Champion Steer
4-H/FFA Reserve Champion Steer
4-H/FFA Grand Champion Rate of Gain
4-H/FFA Reserve Champion Rate of Gain
**** Grand Champion Steer will be awarded with a monetary prize provided by Lyle Burns Memorial Fund**
Grand Champion Steer - $30.00
Reserve Champion Steer - $15.00
Coordinator: Nancy Kloentrup 859-356-2304

4H POULTRY SHOW

- THURSDAY JULY 18, 2019, 6:00 p.m. (Turkeys, Ducks, Geese, Chickens)
- **Follow Kenton County 4H Record Book Policy**
- Registration will begin at 5:00-6:00 p.m.
- Class champions will compete for species champion (ribbon only)
- Species champions will compete for Champion 4H Poultry Animal (ribbon only)

4Pc1 - Any Species (Youth under 9 years age)
4Pc2 - Costume Class (Youth under 9 years age)
4Pc3 - Mom & Pop Class
4P5 - Chicken, Cock - meat or laying
4P6 - Chicken, Hen - meat or laying
4P7 - Chicken, Cock - Fancy
4P8 - Chicken, Hen - Fancy
4P9 - Chicken, Cock - Banham
4P10 - Chicken, Hen - Banham
4P12 - Chicken, Pen of 4 Meat
4P13 - Chicken, Pen of Hen and Chicks
4P14 - Chicken, Rooster Crowing
4P15 - Duck, Drake
4P16 - Duck, Hen
4P18 - Goose, Gander
4P19- Goose, Hen
4P21 - Turkey, Cock
4P22 - Turkey, Hen
4P24 - Other Poultry - Cock
4P25 - Other Poultry - Hen
4P28 - Division I Showmanship
4P29 - Division II Showmanship
4P30 - Division III Showmanship
4P31 - Division IV Showmanship
4P32 - Division V Showmanship

4H RABBIT SHOW

- SATURDAY, JULY 20, 2019, 9:00 a.m.
- Registration 8:30 a.m.-9:00 a.m.
- **Follow Kenton County 4H Record Book Policy**
- When ten or more rabbits of any breed are shown under "Other Breeds" they will be listed as a separate breed class the following year. If less than five rabbits of any listed breed are shown, they may be dropped as a separate breed and shown under "Other Breeds" the following year.

4R1 - Senior Showmanship
4R2 - Junior Showmanship
4R3 - Cloverbud Showmanship
4R4 - Mom / Pop Showmanship
4R5 - Cloverbud Rabbit
4R6 - Lionhead - Sr. Buck
4R7 - Lionhead - Sr. Doe
4R8 - Lionhead - Jr. Buck
4R9 - Lionhead - Jr. Doe
4R10 - Lionhead Best of Breed / Best Opposite
4R11 - Mini Lop - Sr. Buck
4R12 - Mini Lop - Sr. Doe
4R13 - Mini Lop - Jr. Buck
4R14 - Mini Lop - Jr. Doe
4R15 - Mini Lop - Best of Breed / Best Opposite
4R16 - Mini Rex - Sr. Buck
4R17 - Mini Rex - Sr. Doe
4R18 - Mini Rex - Jr. Buck
4R19 - Mini Rex - Jr. Doe
4R20 - Mini Rex - Best of Breed / Best Opposite
4R21 - Mini Satin - Sr. Buck
4R22 - Mini Satin - Sr. Doe
4R23 - Mini Satin - Jr. Buck
4R24 - Mini Satin - Jr. Doe
4R25 - Mini Satin - Best of Breed / Best Opposite
4R26 - Netherland Dwarf - Sr. Buck
4R27 - Netherland Dwarf - Sr. Doe

4R28 - Netherland Dwarf - Jr. Buck
4R29 - Netherland Dwarf - Jr. Doe
4R30 - Netherland Dwarf - Best of Breed / Best Opposite
4R31 - Rex - Sr. Buck
4R32 - Rex - Sr. Doe
4R33 - Rex - Jr. Buck
4R34 - Rex - Jr. Doe
4R35 - Rex - Best of Breed / Best Opposite
4R36 - Other 4-Class Breed - Sr. Buck
4R37 - Other 4-Class Breed - Sr. Doe
4R38 - Other 4-Class Breed - Jr. Buck
4R39 - Other 4-Class Breed - Jr. Doe
4R40 - Other4-Class Breeds - Best of Breed / Best Opposite
4R41 - California - Sr. Buck
4R42 - California - Sr. Doe
4R43 - California - 6-8 Buck
4R44 - California - 6-8 Doe
4R45 - California - Jr. Buck
4R46 - California - Jr. Doe
4R47 - California - Best of Breed / Best Opposite
4R48 - New Zealand - Sr. Buck
4R49 - New Zealand - Sr. Doe
4R50 - New Zealand - 6-8 months Buck
4R51 - New Zealand - 6-8 months Doe
4R52 - New Zealand - Jr. Buck
4R53 - New Zealand - Jr. Doe
4R54 - New Zealand - Best of Breed / Best Opposite
4R55 - Silver Fox - Sr. Buck
4R56 - Silver Fox - Sr. Doe
4R57 - Silver Fox - 6-8 Buck
4R58 - Silver Fox - 6-8 Doe
4R59 - Silver Fox - Jr. Buck
4R60 - Silver Fox - Jr. Doe
4R61 - Silver Fox - Best of Breed / Best Opposite
4R62 - Other 6-Class - Sr. Buck
4R63 - Other 6-Class - Sr. Doe
4R64 - Other 6-Class - 6-8 Buck
4R65 - Other 6-Class - 6-8 Doe
4R66 - Other 6-Class - Jr. Buck
4R67 - Other 6-Class - Jr. Doe
4R68 - Other 6-Class - Best of Breed / Best Opposit**e**
4R69 - Mixed Breed - Sr. Buck
4R70 - Mixed Breed - Sr. Doe
4R71 - Mixed Breed - Jr. Buck
4R72 - Mixed Breed - Jr. Doe
4R73 - Mixed Breed - Best of Breed / Best Opposite
4R74 - Best in Show/Reserve in Show
4R75 - Meat Rabbit - Pen of 3
4R76 - 4-H Costume
4R77 - Cloverbud Costume

4H DOG SHOW

- SATURDAY JULY 20, 2019, 1:00 P.M. AT CONCLUSION OF OPEN RABBIT SHOW
- Registration at 12:30
- Exhibitors must abide by all General 4H Rules and Regulations as described at beginning of this section
- 4H member must participate in county Dog Club and complete 6 hours of education classes between September 1 and the date of the County Fair
- **Follow Kenton County 4H Record Book Policy**
- Dogs must abide by Health Requirements for Exhibition in Kentucky as stated on Kentucky Department of Agriculture State Veterinarian's Website.
- Dogs must abide by additional Kentucky 4H Dog Exhibition Health Requirements as described on Kentucky State 4H Website. Questions may be directed to 4H Agent Denise Donahue .

CLASSES ARE AS FOLLOWS:
4DG1 Cloverbud Showmanship
4DG2 4H Showmanship
(Showmanship takes into account appearance and attitude of handler, handling of dog, and appearance and behavior of dog)
4DG3 Cloverbud Dog Obedience
4DG4 4H Dog Obedience
4DG5 4H Rally
4DG6 4H Most Well-performed Dog Trick
4DG7 4H Rallogility
4DG8 4H Overall Winner
(Overall scores of showmanship, grooming, obedience and trick will be considered)

FFA EXHIBITS

TOBACCO
- Burley by the stick (1 stick, 5 stalks of wilted tobacco)
- Potted Burley plant

HAY
- Alfalfa
- Alfalfa & Grass mix
- Legume other than alfalfa
- Legume & Grass mix
- Grass any variety

FIELD CORN
- 6 ears yellow
  A. Current year
  B. Previous year dried
- 6 ears white
  A. Current year
  B. Previous year dried

PROFICIENCY RECORD BOOKS
- Improvement-making improvements on their farm or home
- Entrepreneurship-owning and operating their own business or enterprise
- Placement-working for another business or enterprise

FLORAL DESIGN
- Live flower arrangement
- Dried flower arrangement
- Artificial flower arrangement

POTTED PLANT
- Any potted house plant single variety
- Any potted house plants/multiple varieties in one pot

LANDSCAPE DESIGN
- Drawn design created by student

- Scale model of home and landscape

CONSTRUCTION PROJECT

- Project constructed by FFA member

OLDEST KENTON COUNTY FFA MEMORABILIA

- Any memorabilia

Coordinator: Ashley Cottrell, Simon Kenton High School Vocational Agriculture Instructor

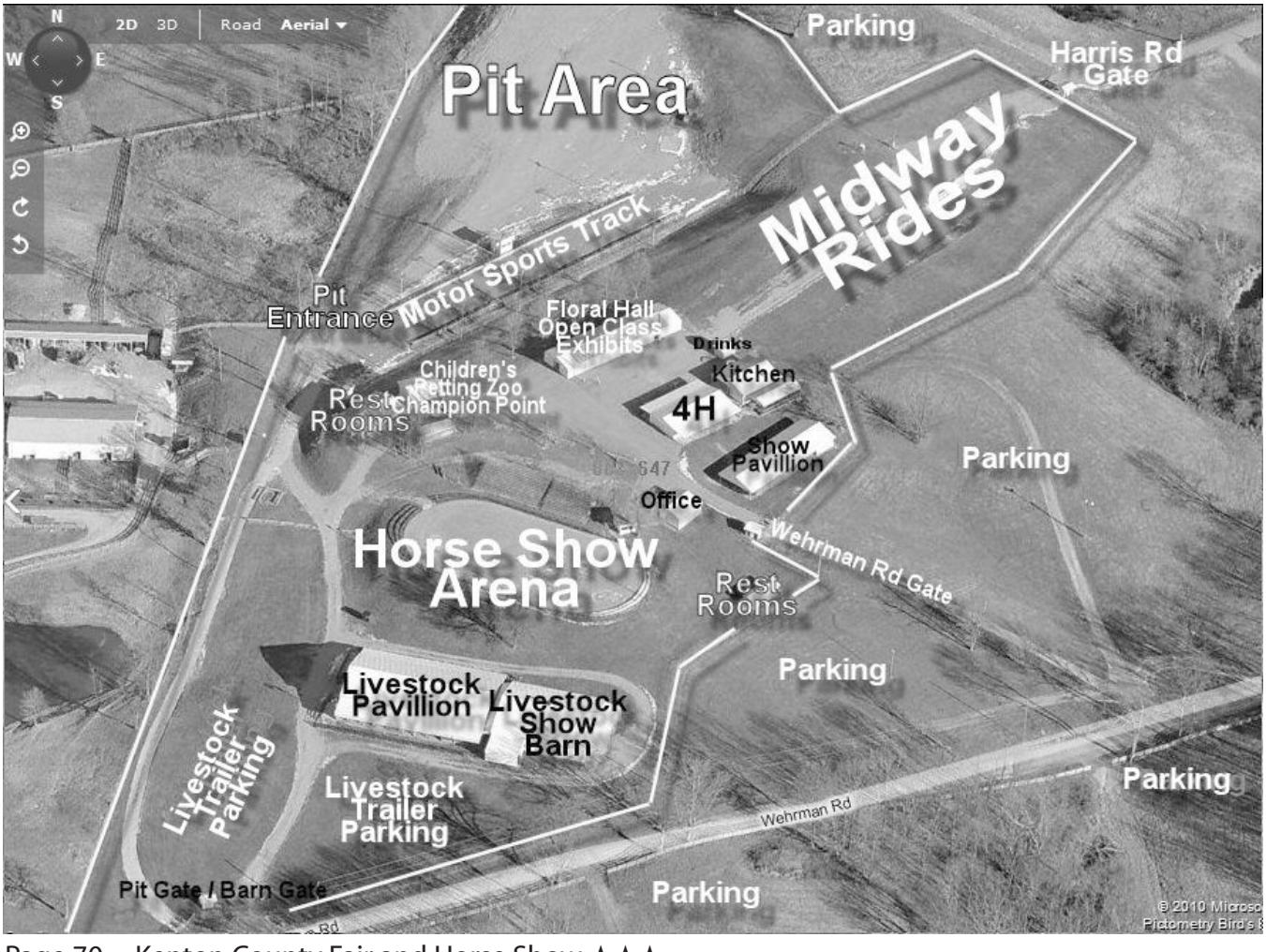

Kenton County Fair Presents

Live Musical Entertainment

In the Horse Show Arena

Doghouse Band

Featuring Tim, Dick, Ric & Chris Playing Loud Classic Rock!

www.doghouse-rocks.com

Friday July 19th

Derek Alan Band

A High Energy Group With A Modern Sound & Classic Roots!

www.derekalan.com

Saturday July 20th



THANK YOU!

Continued from page 71

D & D Industrial Supply, Shawn Murray, M P Services, LLC, Mathew Parker, Ryan Landcare Services, Korey Ryan, and Kyle Ryan Lawncare Kyle Ryan purchased
Grand Champion Hog of Jacob Green

Thanks to all who participated in the SALE OF CHAMPIONS

LaRosa's, Gary Holland purchased
Grand Champion Lamb of Quentn Bergman

LaRosa's, Gary Holland purchased
Reserve Champion Lamb of Cheyenne Kiser

Special Thanks to Platinum Sponsor BB & T Bank, Kannady & Moore Auction Service & Waddell and Reed Financial Services.

LaRosa's, Gary Holland purchased
Reserve Champion Hog of Mary Isabella Mueller

TACK, Keith & Michelle Huelsman, KY FARM BUREAU, Cathy Carlson, DONAHUE FAMILY, MIKE ENDRES PLUMBING, Mike Endres, WENDY'S SINKULA INVESTMENTS, Cindi Sinkula, ONE HOLLAND RESTAURANT GROUP, Gary Holland, McDINE COLLISION REPAIR, Keith McDine purchased Bradley Huelsman's hog

DIMENSION MACHINE, Don Barth purchased Jessica Easybuck's hog

D & D INDUSTRIAL, Shawn Murray, MP SERVICES, Matthew Parker, J & J SERVICE, John Bezold, RYAN LANDCARE, Kyle Ryan, INDEPENDENCE LUMBER, Jarrett Bach purchased Cameron Bailey's hog

STRAIGHT EDGE CONCRETE, Ryan Maher & Kyle French, REPUBLIC BANK, Dave Schneider, BROOKS FLOORING, Bill Brooks, PARKER CONCRETE, Dennis & Amy Parker, VBS FARMS, Val & Vicky Shields, TODD & NANCY KLOENTRUP, AES ADVANCED ENVIRONMENT, Joe & Jenny Arthur, PARIS STOCKYARDS, Craig Tyler & Randall Arnett, SKINCARE BY MEGAN RENEE, Megan Hogan, BELLEVIEW SAND AND GRAVEL, Bill & Mary Sue Rudicill, DOMINIC MINELLA, HAGEDORN APPLIANCES, Rich Kopser, CLOUD 9 SALON & SPA, Jon & Jennifer Campbell, C & T ANGUS FARM, PILOT LUMBER, Joe Pilot, GENE KISER, MAIN TRAILER SALES, Kevin Main, MIKE ENDRESS PLUMBING, Mike Endres, NICHOLSON SERVICE CENTER, Ron Collins, MURRAY BROTHERS AMUSEMENTS, Paul & Evelyn Murray, CARL KLOENTRUP & DR. NANCY DAVIS, STRUCKHOFF ORTHODONTICS, Dr. Janice Struckhoff, DAVE WICKLINE INSURANCE AGENCY, Dave Wickline, MADDOX GARDEN CENTER, Bob Maddox, COUNTRY WEST LANDSCAPING, Seymour Fisk, CUPPS FAMILY FARM, Daniel & Sandra Cupps, KISER CATTLE FARM, Cap & Brandy Kiser, GRANT COUNTY FARM BUREAU, Scooter Arnold, BAYS STOCK FARM, Rodney & Melissa Bays, ANDREW & ELLIE LANGE, BARB BARCZAK, RANDY & NICOLE WITTICH, PROFESSIONAL SEALANTS, Joe Redman, SIMPSON SHOW CATTLE, Jarrad & Angie Simpson, BUTCH AND JOANN STREINE, FARM CREDIT, Eli Mann, CRAIG MASSIE purchased Lindy Kiser's hog